


Lichttechnischer Prüfbefund

Familie
DL 11 iQ



Bestell-Nr.: 5XA5565EV14HP00022 + 5XA54000XS
EAN: 4069025197061 + 4050737730073

LP-Nummer
59423_93

Ausführung Mastaufsatz- oder Montage am Wandausleger, Spreader-Element, strukturiert, Smart Interface oben

Optik asymmetrisch, breit strahlend (ST1.2a)

Abdeckung Abdeckung klar, PMMA

Bestückung LED 3000 K | CRI ≥ 70

Betriebsgerät EVG SITECO iQ - Smart Interface

Bemessungswerte
Nettolichtstrom = 4540 lm
Systemleistung = 33.5 W
Lichtausbeute = 135.5 lm/W

Seriendokumentation
18.03.2024

siteco

Lichtstärke in cd/klm

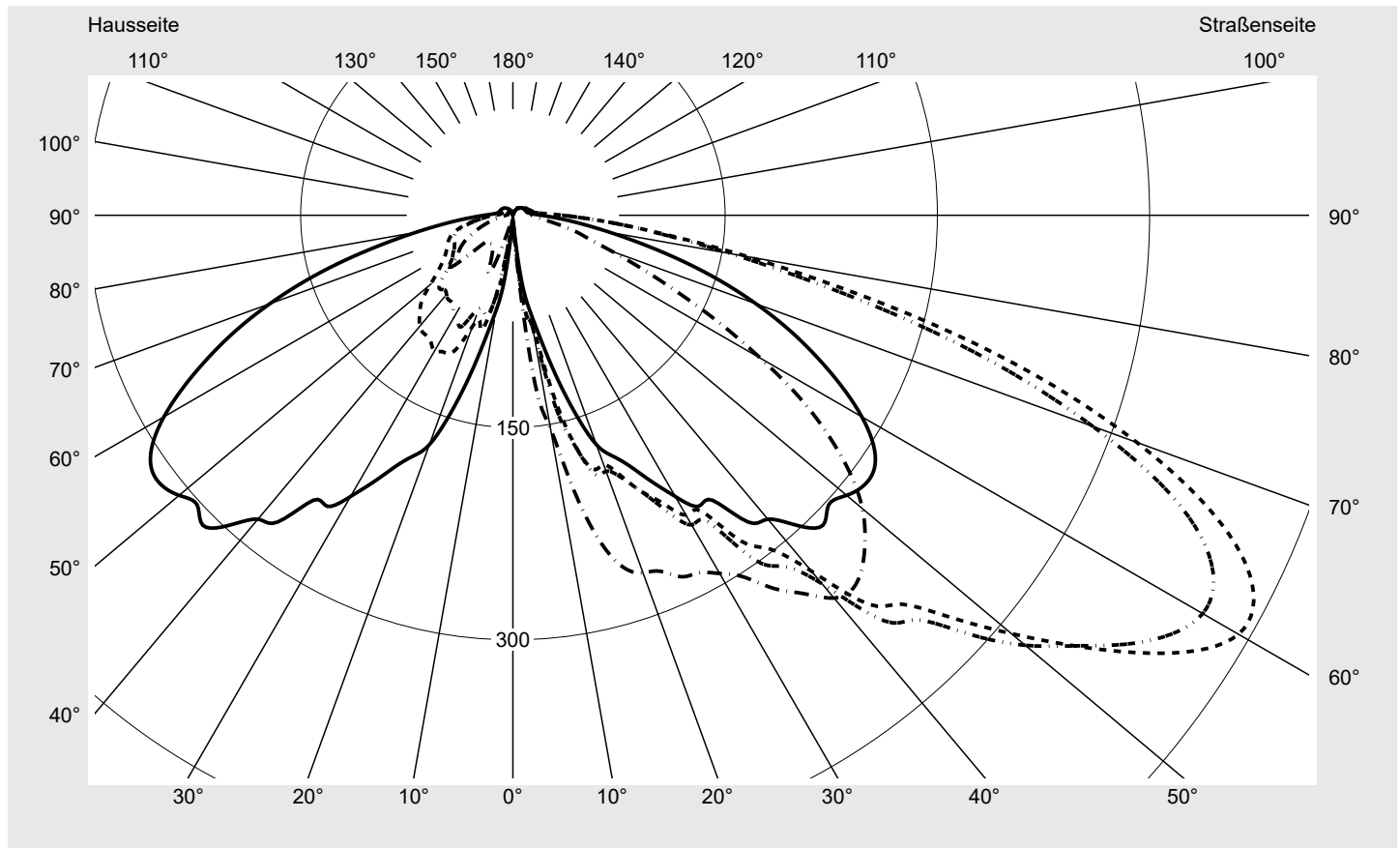
C180-0

C205-25

C210-30

C270-90

Imax: 592 cd/klm



Leuchtenbetriebswirkungsgrade

Eta	100.0%
Eta 0° - 90°	95.1%
Eta 90° - 180°	4.9%

Lichtstärkeklasse nach EN13201-2

Klasse:	G1
Imax 70°	469.3
Imax 80°	168.7
Imax 90°	35.3
Imax >90°	25.2
Imax >95°	18.8

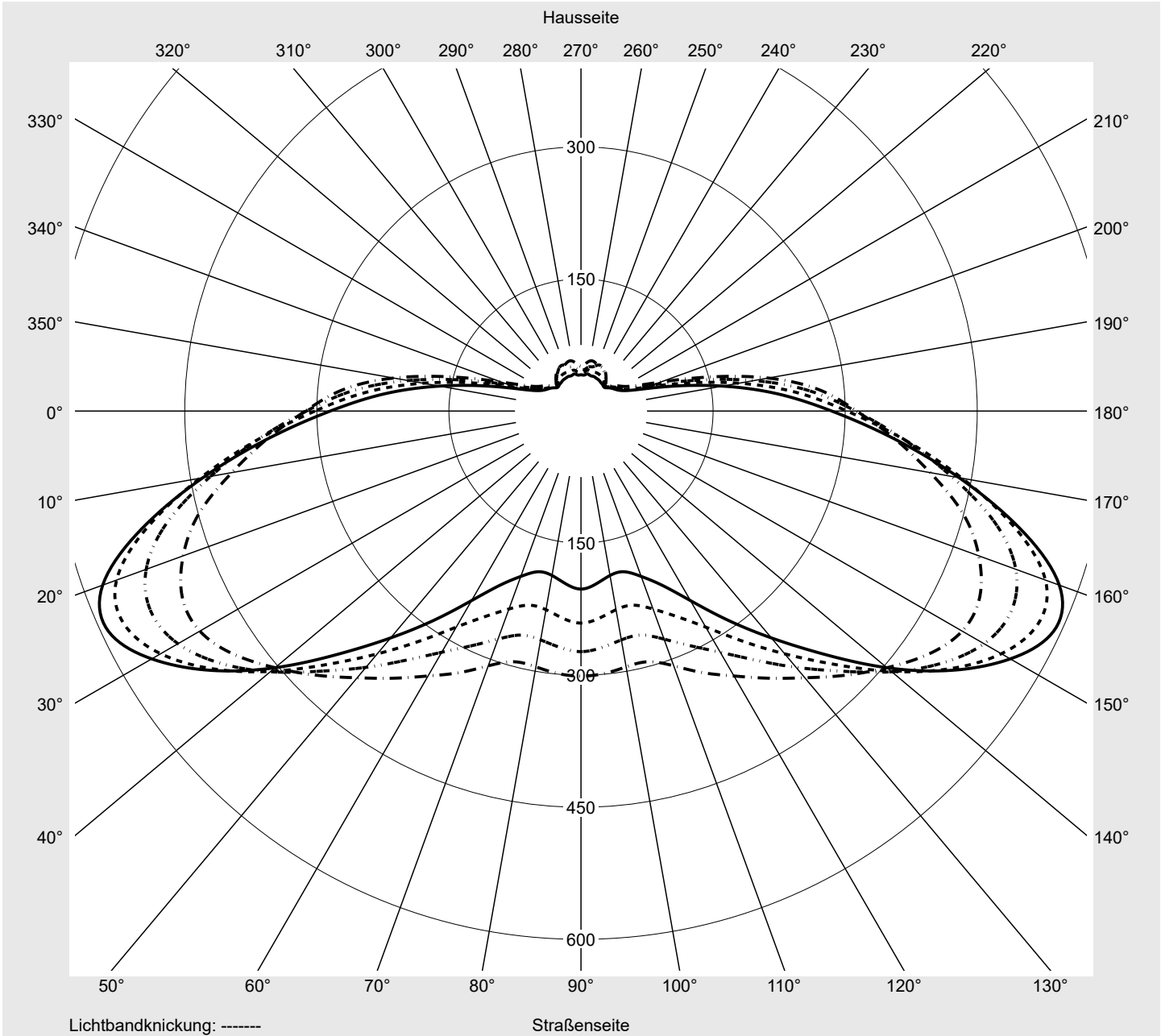
Messbedingungen

DIN EN 13032 und DIN 5032

Lichttechnischer Prüfbefund

Familie DL 11 iQ	Bestell-Nr.: 5XA5565EV14HP00022 + 5XA54000XS EAN: 4069025197061 + 4050737730073	LP-Nummer 59423_93
----------------------------	--	------------------------------

Kegelmantelkurven in cd/klm **KMK 60°** **KMK 57,5°** **KMK 55°** **KMK 52,5°** **siteco**



Lichttechnischer Prüfbefund

Familie DL 11 iQ	Bestell-Nr.: 5XA5565EV14HP00022 + 5XA54000XS EAN: 4069025197061 + 4050737730073	LP-Nummer 59423_93
Wertetabelle Lichtstärkemessung		Maximale Lichtstärke
		siteco

C- Ebenen	0° 180°	5° 175°	10° 170°	15° 165°	20° 160°	25° 155°	30° 150°	35° 145°	40° 140°	45° 135°	50° 130°	55° 125°	60° 120°
γ	Lichtstärke in cd/klm												
0,0°	4.9	4.9	4.9	4.9	4.9	4.9	4.9	4.9	4.9	4.9	4.9	4.9	4.9
2,5°	5.3	5.4	5.7	5.8	6.2	6.4	6.8	6.9	7.3	7.7	8.2	8.4	8.6
5,0°	10.3	11.6	13.2	15.2	18.3	22.1	26.2	29.3	31.5	33.4	34.2	34.9	35.8
7,5°	46.2	55.4	62.1	65.7	68.7	70.1	70.0	69.0	69.1	70.6	73.0	78.2	85.1
10,0°	68.1	68.8	70.7	72.6	74.3	76.6	81.1	88.8	99.9	113.0	125.4	135.7	141.0
12,5°	88.4	97.3	100.1	99.8	109.8	125.9	137.7	151.6	159.3	160.4	160.9	164.4	169.3
15,0°	116.9	122.8	143.4	157.3	166.0	166.9	167.9	171.5	178.0	182.6	185.5	191.4	198.1
17,5°	146.9	161.4	179.7	182.2	182.5	188.2	191.8	192.9	197.8	200.2	203.6	205.5	213.0
20,0°	172.5	175.6	182.8	188.6	188.1	187.6	192.4	193.8	197.9	203.4	205.1	211.3	219.8
22,5°	184.1	193.5	200.2	199.1	196.0	199.1	200.8	202.5	207.7	213.3	219.2	226.0	232.4
25,0°	195.6	198.7	205.6	212.0	212.0	215.6	215.6	220.5	224.7	231.3	237.9	244.2	252.9
27,5°	212.0	220.9	225.9	226.6	226.4	229.4	235.7	238.8	245.3	251.6	258.1	265.9	272.5
30,0°	229.5	229.1	236.7	238.1	238.8	244.6	252.7	259.0	267.6	277.4	284.0	289.9	297.2
32,5°	243.9	238.0	247.4	246.7	245.0	247.9	256.9	265.9	280.8	292.6	303.5	308.2	315.0
35,0°	245.8	248.8	258.8	262.2	271.4	281.0	296.7	301.7	315.7	323.1	331.8	334.9	341.1
37,5°	273.3	275.2	279.1	283.8	288.3	296.9	312.6	323.2	339.0	345.5	357.8	358.3	361.4
40,0°	280.3	285.4	291.6	295.8	305.8	328.3	339.9	354.3	366.5	377.9	384.1	386.9	387.2
42,5°	297.2	307.0	319.5	331.3	347.1	373.0	388.9	400.3	404.4	406.2	405.7	402.7	395.8
45,0°	309.9	323.1	337.2	350.8	366.4	388.7	404.2	413.7	417.2	418.2	414.2	405.5	396.4
47,5°	302.8	324.5	346.3	370.2	392.6	421.1	438.5	443.8	436.8	427.5	415.1	401.2	390.0
50,0°	307.9	341.1	374.7	408.9	435.5	460.0	472.8	464.8	445.5	429.9	409.2	388.4	370.9
52,5°	313.1	357.3	402.7	449.0	480.8	499.7	499.9	481.5	453.5	424.4	395.5	370.4	347.5
55,0°	311.9	368.0	427.2	486.0	525.5	538.9	528.5	499.5	460.6	417.8	380.0	345.2	316.4
57,5°	302.2	367.8	439.5	509.7	561.3	572.6	551.2	510.4	460.0	406.9	360.0	318.7	283.4
60,0°	284.8	356.1	436.1	516.4	578.1	592.1	563.0	513.5	453.5	390.7	336.4	289.5	248.6
62,5°	262.1	335.4	420.9	507.0	574.4	590.3	558.4	504.0	439.6	371.9	312.4	261.9	218.0
65,0°	237.1	309.7	395.6	484.4	553.9	568.3	536.3	480.5	416.0	347.4	285.3	232.6	188.3
67,5°	211.0	281.8	365.6	450.9	516.9	526.8	495.2	442.2	380.3	315.8	256.6	206.4	161.7
70,0°	182.8	249.8	327.7	407.4	465.6	469.3	436.2	390.8	334.6	275.9	225.7	182.5	143.8
72,5°	153.4	212.6	280.4	350.9	400.1	400.6	369.0	331.3	283.1	236.3	192.5	153.9	121.0
75,0°	122.9	170.3	225.0	281.1	321.3	321.9	293.2	262.9	221.6	178.6	150.2	127.8	102.2
77,5°	93.8	127.4	166.7	207.8	237.5	238.6	216.8	194.2	163.0	135.0	120.5	110.2	98.2
80,0°	69.9	92.4	118.9	147.1	167.9	168.7	156.6	143.3	124.5	104.5	91.4	82.2	70.2
82,5°	51.4	65.6	82.0	99.9	112.6	114.4	110.3	106.5	96.6	80.9	65.7	58.2	47.0
85,0°	37.7	46.6	57.1	68.0	76.3	78.2	77.9	76.9	70.7	56.3	47.9	42.5	35.4
87,5°	27.1	32.9	39.5	46.3	51.2	52.5	51.9	51.4	47.5	40.3	35.6	32.2	28.3
90,0°	20.3	23.7	27.5	31.3	34.4	35.3	35.2	35.1	33.1	30.1	27.9	26.3	24.0
92,5°	15.6	17.5	19.3	21.3	23.2	24.2	24.8	25.2	24.6	23.4	22.7	22.2	21.3
95,0°	13.0	13.9	14.9	16.2	17.3	18.0	18.7	19.2	19.2	18.9	19.0	19.4	19.6
97,5°	11.6	12.1	12.7	13.3	14.0	14.5	15.0	15.5	15.7	15.8	17.5	17.1	18.2
100,0°	10.6	11.1	11.3	11.9	12.1	12.4	12.8	13.1	13.3	13.7	14.2	15.0	16.2
102,5°	10.0	10.2	10.6	10.9	11.2	11.3	11.6	11.8	11.9	12.1	12.8	13.4	14.7
105,0°	10.0	10.1	10.4	10.7	10.7	10.9	11.1	11.2	11.3	11.6	11.9	12.4	13.2
107,5°	9.7	10.0	10.1	10.4	10.4	10.7	10.7	10.9	11.1	11.2	11.5	11.8	12.3
110,0°	9.6	9.7	10.0	10.1	10.4	10.4	10.6	10.7	10.7	10.9	11.2	11.2	11.6
112,5°	9.3	9.7	9.9	10.0	10.0	10.2	10.4	10.4	10.5	10.6	10.7	10.9	11.1

Lichttechnischer Prüfbefund

Familie DL 11 iQ	Bestell-Nr.: 5XA5565EV14HP00022 + 5XA54000XS EAN: 4069025197061 + 4050737730073	LP-Nummer 59423_93
Wertetabelle Lichtstärkemessung		Maximale Lichtstärke
		siteco

C- Ebenen	65° 115°	70° 110°	75° 105°	80° 100°	85° 95°	90°	185° 355°	190° 350°	195° 345°	200° 340°	205° 335°	210° 330°	215° 325°
γ	Lichtstärke in cd/klm												
0,0°	4.9	4.9	4.9	4.9	4.9	4.9	4.9	4.9	4.9	4.9	4.9	4.9	4.9
2,5°	9.1	9.1	9.1	9.3	9.3	9.3	5.0	4.8	4.7	4.6	4.3	4.3	4.3
5,0°	36.7	36.8	37.4	37.9	36.2	35.0	8.9	7.8	7.1	6.5	5.7	5.2	4.8
7,5°	94.6	100.3	108.4	113.8	119.4	120.8	38.2	29.6	19.3	13.3	9.5	7.2	6.0
10,0°	144.0	144.4	144.7	145.8	149.6	152.8	69.5	69.8	66.3	58.4	45.7	32.5	21.8
12,5°	179.0	185.1	189.3	193.3	198.8	199.0	83.3	76.7	72.3	65.5	64.6	64.6	59.7
15,0°	209.2	220.4	228.5	232.3	235.7	239.1	110.6	101.6	98.0	85.5	83.6	73.0	65.4
17,5°	220.5	230.2	240.2	248.5	257.0	261.2	124.3	111.7	98.1	86.1	77.9	70.0	61.8
20,0°	229.7	241.5	252.7	257.4	264.2	268.9	158.3	143.9	122.7	101.2	83.5	70.5	58.6
22,5°	239.8	248.7	259.0	262.9	267.7	272.3	176.1	161.9	143.4	121.5	100.4	77.3	57.8
25,0°	260.9	265.7	272.4	275.9	279.4	281.9	187.6	170.6	150.0	128.7	108.0	87.1	66.6
27,5°	276.6	279.5	286.6	285.9	284.6	284.8	200.4	179.8	158.7	134.3	108.6	84.5	63.5
30,0°	297.5	295.3	296.7	294.2	291.7	292.3	216.5	193.3	168.4	139.5	110.8	83.3	62.1
32,5°	314.4	312.2	310.9	306.7	302.2	302.9	231.3	209.5	178.9	141.6	107.4	78.5	58.9
35,0°	336.5	330.3	325.4	325.0	322.5	322.1	228.9	203.6	176.3	140.7	104.9	75.1	56.6
37,5°	361.7	356.6	348.1	344.9	339.8	336.9	261.8	230.2	191.5	146.8	104.4	75.0	57.9
40,0°	383.1	369.9	355.7	352.3	352.9	353.2	265.3	237.8	193.7	146.2	102.4	73.0	58.2
42,5°	387.7	372.8	358.9	356.2	356.6	356.7	275.8	238.6	186.7	140.7	97.7	71.5	59.7
45,0°	387.8	370.2	352.7	348.1	349.1	349.6	289.5	246.2	189.6	134.8	92.6	73.4	63.8
47,5°	376.0	353.5	337.0	335.7	337.5	337.6	278.7	233.8	173.0	120.5	86.1	69.0	59.0
50,0°	354.3	332.8	318.6	318.9	321.5	322.5	275.8	225.9	163.5	111.2	76.0	61.3	54.0
52,5°	327.9	308.0	294.8	295.0	299.3	301.0	272.6	215.9	149.1	96.4	68.1	56.0	50.1
55,0°	294.1	275.7	263.4	264.0	269.6	273.3	261.3	199.5	135.2	87.1	62.2	52.1	47.3
57,5°	257.5	239.3	228.3	229.1	236.2	240.8	244.8	182.1	122.3	79.5	58.4	50.2	46.0
60,0°	218.4	199.9	189.0	189.6	197.0	202.2	224.2	163.2	109.6	72.5	55.0	47.9	44.4
62,5°	184.5	163.5	152.7	153.9	160.3	164.4	202.2	145.6	98.7	67.7	52.9	46.5	43.4
65,0°	153.3	130.7	119.4	121.1	126.2	128.2	178.4	128.0	88.7	62.8	50.8	45.5	43.2
67,5°	126.6	103.3	92.1	92.6	97.0	98.6	156.3	112.8	80.3	59.2	49.5	45.2	43.1
70,0°	104.7	81.3	70.2	69.4	73.1	74.6	134.4	99.5	73.0	55.4	47.6	44.1	42.3
72,5°	87.0	64.4	54.2	52.4	55.2	57.5	113.5	86.0	65.5	51.3	45.2	42.5	40.6
75,0°	72.1	51.5	42.4	40.5	44.0	47.7	92.4	72.3	57.3	46.1	41.4	39.1	36.8
77,5°	61.8	41.8	33.9	31.8	34.4	37.1	72.1	58.4	48.5	40.1	36.7	34.7	32.3
80,0°	47.7	33.7	27.7	25.7	26.8	27.8	55.6	46.6	39.6	33.9	31.5	29.8	27.8
82,5°	35.8	27.3	22.5	20.9	20.9	21.4	42.1	36.4	31.8	27.9	26.1	24.9	23.1
85,0°	28.5	22.5	18.9	17.5	17.3	17.4	32.0	28.4	25.4	22.9	21.5	20.8	19.0
87,5°	23.7	19.6	16.8	15.5	14.7	14.6	23.8	21.5	19.8	18.0	17.2	16.6	15.2
90,0°	21.3	18.5	16.3	14.9	14.0	13.5	18.0	16.6	15.1	13.7	12.7	11.9	10.7
92,5°	20.2	18.2	16.5	15.0	14.3	13.8	14.4	13.2	12.1	11.1	10.0	9.3	8.6
95,0°	19.5	18.4	16.8	15.4	14.9	14.5	12.3	11.4	10.5	9.7	9.0	8.3	7.6
97,5°	18.8	18.0	16.6	15.6	15.0	14.9	10.9	10.2	9.7	9.0	8.3	7.7	7.3
100,0°	17.4	17.2	16.1	15.2	14.7	14.5	10.2	9.5	9.0	8.5	7.9	7.4	7.1
102,5°	15.7	15.8	15.2	14.6	14.0	13.8	9.7	9.2	8.8	8.3	7.8	7.4	6.9
105,0°	14.1	14.4	14.0	13.7	13.3	13.1	9.5	9.0	8.7	8.1	7.8	7.4	6.9
107,5°	12.8	13.1	13.0	12.8	12.7	12.5	9.4	9.0	8.6	8.1	7.8	7.4	6.9
110,0°	11.8	12.1	12.3	12.1	12.0	11.8	9.3	8.8	8.5	8.0	7.7	7.3	6.9
112,5°	11.2	11.4	11.3	11.4	11.4	11.4	9.0	8.7	8.5	8.0	7.6	7.3	6.9

Lichttechnischer Prüfbefund

Familie DL 11 iQ	Bestell-Nr.: 5XA5565EV14HP00022 + 5XA54000XS EAN: 4069025197061 + 4050737730073	LP-Nummer 59423_93
----------------------------	--	------------------------------



Wertetabelle Lichtstärkemessung												Maximale Lichtstärke	
C-Ebenen	220° 320°	225° 315°	230° 310°	235° 305°	240° 300°	245° 295°	250° 290°	255° 285°	260° 280°	265° 275°	270°	Phi-Zone	Summe Phi-Zone
γ	Lichtstärke in cd/klm											Lichtstrom in lm/klm	
0,0°	4.9	4.9	4.9	4.9	4.9	4.9	4.9	4.9	4.9	4.9	4.9	0.0	0.0
2,5°	4.3	4.6	4.8	5.0	5.3	5.3	5.0	5.0	4.8	4.7	4.8	0.1	0.1
5,0°	4.5	4.3	4.1	4.0	3.8	3.8	3.6	3.6	3.8	3.6	3.7	0.4	0.5
7,5°	5.4	5.0	5.0	4.9	4.7	4.5	4.5	4.5	4.1	4.0	3.8	1.6	2.1
10,0°	15.2	9.2	6.6	5.6	5.2	4.7	4.5	4.3	4.3	4.3	4.1	3.2	5.4
12,5°	47.1	31.4	18.8	11.0	7.2	6.2	6.1	5.6	5.4	5.0	4.8	5.6	11.0
15,0°	60.8	58.1	54.1	43.5	29.1	18.9	11.8	7.8	6.5	5.9	5.5	8.5	19.5
17,5°	55.3	49.9	48.2	47.3	46.9	43.3	35.5	27.4	20.0	15.3	12.3	11.0	30.5
20,0°	49.0	44.2	42.9	41.0	39.4	40.5	41.8	42.8	42.9	40.0	33.7	13.2	43.7
22,5°	46.8	40.7	38.4	38.5	37.5	38.1	41.9	44.8	50.4	49.3	44.3	15.7	59.3
25,0°	51.1	40.1	36.3	36.3	36.4	35.4	44.3	46.7	47.5	41.5	37.8	18.3	77.7
27,5°	49.3	40.0	35.8	35.8	35.3	33.2	38.8	41.5	40.5	34.5	32.1	21.1	98.8
30,0°	48.2	40.1	35.7	35.6	34.7	32.5	34.4	37.2	35.7	30.3	28.5	24.1	122.8
32,5°	47.3	40.1	36.3	35.3	34.4	32.3	30.8	33.7	32.1	27.4	26.5	26.8	149.6
35,0°	46.6	39.6	35.9	35.4	34.4	32.1	29.5	31.4	30.1	26.1	25.5	30.4	180.0
37,5°	46.7	39.4	35.9	35.1	34.0	31.8	28.5	29.1	28.8	25.7	25.5	34.4	214.5
40,0°	49.2	41.5	37.3	35.6	35.2	32.1	27.8	28.0	28.1	25.4	25.9	38.2	252.7
42,5°	52.0	43.3	38.9	38.0	36.5	34.7	29.2	28.5	28.1	25.4	25.5	42.3	295.0
45,0°	52.6	42.7	40.9	42.1	42.3	40.4	36.2	34.4	31.4	26.9	26.1	45.3	340.3
47,5°	51.0	43.3	45.4	50.3	51.9	49.2	44.2	43.4	43.5	37.8	37.1	47.8	388.1
50,0°	47.0	43.0	46.8	51.7	54.8	53.8	51.5	52.3	52.8	53.3	56.9	50.3	438.4
52,5°	44.7	40.7	44.1	49.4	53.6	55.1	55.4	57.9	57.7	53.6	51.1	51.9	490.4
55,0°	42.8	39.7	43.1	47.9	52.3	55.9	55.5	52.1	50.9	47.4	46.9	52.8	543.2
57,5°	42.3	39.9	41.4	43.7	45.7	46.7	46.7	46.1	47.2	44.8	44.6	52.7	595.9
60,0°	41.1	37.8	38.5	39.4	40.6	41.1	41.8	41.6	42.8	41.0	41.2	51.4	647.3
62,5°	40.4	37.5	37.7	37.2	36.5	36.2	36.8	36.7	38.3	36.6	37.3	49.3	696.6
65,0°	40.7	37.2	36.9	35.0	32.6	31.5	32.0	31.7	33.2	31.8	32.5	46.3	742.9
67,5°	41.2	37.7	36.6	33.5	29.6	27.3	27.4	27.5	28.8	27.6	28.1	42.6	785.4
70,0°	40.9	37.2	35.3	30.8	26.4	23.2	23.1	23.2	24.3	23.6	24.0	38.1	823.5
72,5°	39.3	36.0	33.6	28.8	23.3	19.5	19.5	19.3	20.3	19.7	19.9	33.0	856.5
75,0°	35.6	32.5	29.7	25.4	21.4	16.2	16.2	16.0	16.7	16.3	16.5	27.0	883.5
77,5°	30.9	28.5	25.3	21.5	19.0	13.3	13.3	13.2	13.5	13.0	13.1	21.2	904.7
80,0°	26.1	23.8	20.9	17.5	14.6	11.4	11.0	10.7	10.9	10.6	10.4	16.1	920.8
82,5°	21.4	19.4	16.9	14.3	12.0	9.7	9.1	9.0	8.7	8.5	8.3	11.9	932.7
85,0°	17.6	15.9	14.1	12.5	10.9	8.3	7.8	7.5	7.3	6.9	6.6	8.9	941.5
87,5°	14.0	12.8	11.6	10.9	9.2	7.3	6.9	6.4	6.2	5.7	5.6	6.5	948.1
90,0°	9.8	8.8	8.1	7.1	6.6	6.2	5.8	5.5	5.4	5.0	4.9	4.9	953.0
92,5°	7.9	7.3	6.7	6.0	5.7	5.4	4.9	4.7	4.4	4.3	4.1	3.9	956.9
95,0°	7.1	6.7	6.1	5.7	5.4	4.9	4.7	4.3	4.2	4.0	3.9	3.4	960.3
97,5°	6.7	6.4	6.0	5.5	5.2	4.9	4.7	4.3	4.0	3.8	3.5	3.0	963.3
100,0°	6.7	6.2	5.9	5.5	5.2	4.9	4.5	4.3	4.1	3.8	3.5	2.8	966.1
102,5°	6.7	6.2	5.9	5.6	5.2	4.9	4.5	4.3	4.1	3.8	3.5	2.6	968.6
105,0°	6.6	6.2	5.9	5.5	5.2	4.9	4.7	4.3	4.0	3.8	3.5	2.4	971.1
107,5°	6.6	6.2	5.9	5.5	5.2	4.9	4.7	4.3	4.1	3.8	3.5	2.3	973.4
110,0°	6.6	6.2	5.9	5.5	5.2	4.9	4.7	4.3	4.1	3.8	3.5	2.2	975.6
112,5°	6.6	6.2	5.9	5.5	5.2	4.9	4.7	4.3	4.2	3.8	3.5	2.1	977.8

Lichttechnischer Prüfbefund

Familie DL 11 iQ	Bestell-Nr.: 5XA5565EV14HP00022 + 5XA54000XS EAN: 4069025197061 + 4050737730073	LP-Nummer 59423_93
Wertetabelle Lichtstärkemessung		Maximale Lichtstärke
		siteco

C- Ebenen	0° 180°	5° 175°	10° 170°	15° 165°	20° 160°	25° 155°	30° 150°	35° 145°	40° 140°	45° 135°	50° 130°	55° 125°	60° 120°
γ	Lichtstärke in cd/klm												
115,0°	9.3	9.4	9.7	9.7	10.0	10.0	10.0	10.0	10.2	10.4	10.4	10.5	10.6
117,5°	9.0	9.2	9.3	9.5	9.7	9.7	9.9	10.0	10.0	10.0	10.0	10.2	10.4
120,0°	9.0	9.0	9.3	9.3	9.3	9.5	9.5	9.7	9.7	9.7	10.0	10.0	10.0
122,5°	8.6	8.8	9.0	9.0	9.3	9.3	9.3	9.3	9.3	9.3	9.3	9.7	9.7
125,0°	8.5	8.6	8.7	9.0	9.0	9.0	9.0	9.0	9.0	9.1	9.3	9.3	9.3
127,5°	8.3	8.3	8.3	8.6	8.6	8.6	8.6	8.6	8.8	8.8	9.0	9.0	9.0
130,0°	7.9	7.9	8.1	8.3	8.3	8.3	8.3	8.6	8.5	8.6	8.6	8.6	8.6
132,5°	7.6	7.6	7.6	7.9	7.9	7.9	7.9	8.1	8.3	8.3	8.3	8.3	8.3
135,0°	7.2	7.3	7.3	7.6	7.6	7.6	7.6	7.6	7.9	7.9	7.9	7.9	7.9
137,5°	6.7	6.9	6.9	7.1	7.3	7.3	7.3	7.3	7.4	7.6	7.6	7.6	7.6
140,0°	6.2	6.4	6.6	6.6	6.9	6.9	6.9	6.9	7.1	7.3	7.3	7.3	7.3
142,5°	6.0	6.1	6.2	6.3	6.6	6.6	6.6	6.6	6.7	6.9	6.9	6.9	6.9
145,0°	5.7	5.9	5.9	5.9	6.2	6.2	6.2	6.2	6.4	6.6	6.6	6.6	6.6
147,5°	5.2	5.4	5.5	5.5	5.7	5.9	5.9	5.9	5.9	6.1	6.2	6.2	6.2
150,0°	4.8	4.7	4.8	5.0	5.2	5.2	5.2	5.3	5.4	5.5	5.5	5.5	5.5
152,5°	4.1	4.1	4.1	4.3	4.5	4.4	4.5	4.5	4.5	4.7	4.8	4.8	4.8
155,0°	3.1	3.1	3.3	3.3	3.5	3.5	3.6	3.6	3.6	3.7	3.8	3.8	3.8
157,5°	2.4	2.3	2.4	2.4	2.4	2.6	2.6	2.6	2.6	2.6	2.8	2.6	2.6
160,0°	1.7	1.7	1.7	1.7	1.7	1.7	1.8	1.8	1.7	1.7	1.8	1.9	1.8
162,5°	1.6	1.6	1.5	1.4	1.4	1.5	1.6	1.4	1.4	1.5	1.6	1.5	1.4
165,0°	1.5	1.4	1.4	1.4	1.4	1.4	1.4	1.4	1.4	1.4	1.4	1.4	1.4
167,5°	1.4	1.4	1.4	1.6	1.6	1.4	1.4	1.4	1.4	1.4	1.4	1.4	1.4
170,0°	1.4	1.4	1.4	1.4	1.3	1.3	1.2	1.4	1.4	1.4	1.4	1.4	1.4
172,5°	0.0	0.0	0.0	0.0	0.0	0.0	0.0	0.0	0.0	0.0	0.0	0.0	0.0
175,0°	0.0	0.0	0.0	0.0	0.0	0.0	0.0	0.0	0.0	0.0	0.0	0.0	0.0
177,5°	0.0	0.0	0.0	0.0	0.0	0.0	0.0	0.0	0.0	0.0	0.0	0.0	0.0
180,0°	0.0	0.0	0.0	0.0	0.0	0.0	0.0	0.0	0.0	0.0	0.0	0.0	0.0

Lichttechnischer Prüfbefund

Familie DL 11 iQ	Bestell-Nr.: 5XA5565EV14HP00022 + 5XA54000XS EAN: 4069025197061 + 4050737730073	LP-Nummer 59423_93
Wertetabelle Lichtstärkemessung		Maximale Lichtstärke
		siteco

C- Ebenen	65° 115°	70° 110°	75° 105°	80° 100°	85° 95°	90°	185° 355°	190° 350°	195° 345°	200° 340°	205° 335°	210° 330°	215° 325°
γ	Lichtstärke in cd/klm												
115,0°	10.7	10.9	10.9	10.9	11.1	11.1	9.0	8.7	8.5	8.1	7.6	7.3	6.9
117,5°	10.4	10.5	10.5	10.6	10.7	10.7	9.0	8.6	8.3	7.9	7.6	7.3	6.9
120,0°	10.0	10.2	10.2	10.4	10.4	10.4	8.7	8.5	8.3	7.9	7.5	7.3	6.9
122,5°	9.7	9.7	9.7	9.7	9.7	9.7	8.6	8.3	7.9	7.6	7.4	7.1	6.7
125,0°	9.3	9.3	9.3	9.3	9.3	9.3	8.3	8.0	7.9	7.6	7.3	7.1	6.7
127,5°	9.0	9.0	9.0	9.0	9.0	9.0	8.0	7.9	7.6	7.4	7.1	6.9	6.6
130,0°	8.6	8.6	8.6	8.6	9.0	8.7	7.6	7.6	7.3	7.3	6.9	6.6	6.4
132,5°	8.3	8.3	8.3	8.4	8.6	8.6	7.3	7.3	6.9	6.7	6.6	6.4	6.1
135,0°	7.9	7.9	7.9	7.9	8.3	8.3	6.9	6.9	6.6	6.5	6.2	6.0	5.7
137,5°	7.6	7.6	7.6	7.6	7.9	7.7	6.6	6.3	6.2	5.9	5.9	5.5	5.5
140,0°	7.3	7.3	7.3	7.3	7.6	7.3	6.2	6.2	5.9	5.7	5.5	5.5	5.2
142,5°	6.9	6.9	6.9	6.9	7.3	7.0	5.9	5.8	5.6	5.5	5.4	5.2	4.9
145,0°	6.6	6.6	6.6	6.6	6.8	6.6	5.5	5.5	5.2	5.2	5.0	4.8	4.7
147,5°	6.2	6.2	6.2	6.2	6.4	6.3	5.2	4.9	4.8	4.8	4.7	4.5	4.3
150,0°	5.7	5.7	5.6	5.7	5.9	5.9	4.5	4.5	4.3	4.1	4.1	4.0	3.8
152,5°	4.8	4.8	4.8	4.8	4.8	4.8	3.8	3.8	3.7	3.5	3.5	3.3	3.1
155,0°	3.8	3.8	3.8	3.8	3.8	3.8	3.0	2.9	2.8	2.8	2.6	2.6	2.4
157,5°	2.8	2.8	2.8	2.8	2.8	2.8	2.3	2.2	2.1	2.1	2.1	2.1	1.9
160,0°	1.9	1.8	1.7	1.8	1.9	1.8	1.7	1.7	1.7	1.7	1.7	1.7	1.7
162,5°	1.7	1.4	1.4	1.4	1.6	1.5	1.7	1.7	1.6	1.4	1.6	1.4	1.4
165,0°	1.4	1.4	1.4	1.4	1.4	1.4	1.4	1.4	1.4	1.4	1.4	1.4	1.4
167,5°	1.4	1.4	1.4	1.4	1.4	1.4	1.4	1.4	1.4	1.4	1.4	1.4	1.4
170,0°	1.4	1.4	1.4	1.4	1.4	1.4	1.4	1.4	1.4	1.4	1.4	1.4	1.4
172,5°	0.0	0.0	0.0	0.0	0.0	0.0	0.0	0.0	0.0	0.0	0.0	0.0	0.0
175,0°	0.0	0.0	0.0	0.0	0.0	0.0	0.0	0.0	0.0	0.0	0.0	0.0	0.0
177,5°	0.0	0.0	0.0	0.0	0.0	0.0	0.0	0.0	0.0	0.0	0.0	0.0	0.0
180,0°	0.0	0.0	0.0	0.0	0.0	0.0	0.0	0.0	0.0	0.0	0.0	0.0	0.0

Lichttechnischer Prüfbefund

Familie DL 11 iQ	Bestell-Nr.: 5XA5565EV14HP00022 + 5XA54000XS EAN: 4069025197061 + 4050737730073	LP-Nummer 59423_93
----------------------------	--	------------------------------

Wertetabelle Lichtstärkemessung	Maximale Lichtstärke	siteco
--	-----------------------------	---------------

C- Ebenen	220° 320°	225° 315°	230° 310°	235° 305°	240° 300°	245° 295°	250° 290°	255° 285°	260° 280°	265° 275°	270°	Phi-Zone	Summe Phi-Zone
γ	Lichtstärke in cd/klm											Lichtstrom in lm/klm	
115,0°	6.6	6.2	5.9	5.6	5.2	4.9	4.8	4.5	4.2	3.8	3.8	2.1	979.9
117,5°	6.6	6.2	5.9	5.6	5.2	5.0	4.8	4.5	4.2	4.1	3.8	2.0	981.8
120,0°	6.6	6.2	5.9	5.5	5.2	4.9	4.8	4.5	4.2	4.1	3.8	1.9	983.8
122,5°	6.4	6.2	5.9	5.5	5.2	4.9	4.7	4.5	4.2	4.1	3.8	1.8	985.6
125,0°	6.4	6.0	5.8	5.5	5.2	4.9	4.7	4.3	4.1	4.1	3.8	1.7	987.3
127,5°	6.2	6.0	5.7	5.5	5.2	4.9	4.7	4.3	4.2	4.1	3.9	1.6	988.9
130,0°	6.2	5.9	5.5	5.4	5.2	4.8	4.7	4.3	4.2	4.1	3.8	1.5	990.4
132,5°	5.9	5.5	5.2	5.2	4.8	4.5	4.5	4.2	4.1	3.8	3.8	1.4	991.8
135,0°	5.5	5.4	5.2	4.8	4.5	4.5	4.3	4.1	3.8	3.8	3.5	1.3	993.0
137,5°	5.2	5.2	4.8	4.5	4.5	4.2	4.0	4.0	3.8	3.8	3.5	1.2	994.2
140,0°	4.9	4.8	4.5	4.5	4.2	4.0	4.0	3.8	3.8	3.6	3.5	1.0	995.2
142,5°	4.8	4.5	4.5	4.5	4.1	4.0	4.0	3.8	3.7	3.6	3.5	1.0	996.2
145,0°	4.5	4.5	4.2	4.1	4.1	3.8	3.6	3.7	3.6	3.5	3.5	0.9	997.0
147,5°	4.1	4.1	3.8	3.8	3.8	3.6	3.5	3.5	3.3	3.3	3.4	0.7	997.8
150,0°	3.8	3.5	3.5	3.5	3.1	3.1	2.9	2.9	2.8	2.8	2.8	0.6	998.4
152,5°	3.1	2.9	2.8	2.8	2.7	2.5	2.4	2.4	2.4	2.4	2.1	0.5	998.9
155,0°	2.4	2.3	2.1	2.1	2.1	2.1	2.1	2.1	2.1	1.9	1.7	0.3	999.2
157,5°	1.9	1.7	1.7	1.7	1.7	1.7	1.7	1.7	1.7	1.7	1.7	0.2	999.5
160,0°	1.7	1.7	1.7	1.7	1.7	1.6	1.5	1.6	1.4	1.4	1.4	0.2	999.6
162,5°	1.5	1.4	1.4	1.4	1.4	1.4	1.4	1.4	1.4	1.4	1.4	0.1	999.8
165,0°	1.4	1.4	1.4	1.4	1.4	1.4	1.4	1.4	1.4	1.4	1.4	0.1	999.9
167,5°	1.4	1.4	1.6	1.6	1.4	1.4	1.4	1.4	1.4	1.4	1.4	0.1	999.9
170,0°	1.4	1.4	1.4	1.4	1.4	1.4	1.4	1.4	1.4	1.4	1.4	0.1	1000.0
172,5°	0.0	0.0	0.0	0.0	0.0	0.0	0.0	0.0	0.0	0.0	0.0	0.0	1000.0
175,0°	0.0	0.0	0.0	0.0	0.0	0.0	0.0	0.0	0.0	0.0	0.0	0.0	1000.0
177,5°	0.0	0.0	0.0	0.0	0.0	0.0	0.0	0.0	0.0	0.0	0.0	0.0	1000.0
180,0°	0.0	0.0	0.0	0.0	0.0	0.0	0.0	0.0	0.0	0.0	0.0	0.0	1000.0

Lichttechnischer Prüfbefund

Familie DL 11 iQ	Bestell-Nr.: 5XA5565EV14HP00022 + 5XA54000XS EAN: 4069025197061 + 4050737730073	LP-Nummer 59423_93
Dimmstufen-Tabelle		Umgebungstemperatur: 25°C
siteco		

Lichtstrom [%]	Dimmstufe linear	Dimmstufe logarithmisch	Lichtstrom [lm]	Systemleistung [W] Lebensdauerbeginn	Systemleistung [W] Lebensdauerende	Systemleistung [W] Durchschnitt
100	254	254	4540	33.5	36.0	34.8
95	241	252	4308	31.3	33.5	32.4
90	229	250	4093	29.3	31.3	30.3
85	216	248	3861	27.3	29.2	28.2
80	203	246	3628	25.4	27.1	26.2
75	190	243	3396	23.4	25.0	24.2
70	178	241	3182	21.7	23.2	22.4
65	165	238	2949	20.0	21.3	20.6
60	152	235	2717	18.2	19.4	18.8
55	140	232	2502	16.7	17.7	17.2
50	127	229	2270	15.0	16.0	15.5
45	114	225	2038	13.4	14.3	13.8
40	102	221	1823	12.0	12.7	12.4
35	89	216	1591	10.4	11.1	10.8
30	76	210	1358	8.9	9.4	9.2
25	63	203	1126	7.5	7.9	7.7
20	51	195	912	6.2	6.6	6.4
15	38	184	679	4.8	5.0	4.9
11	28	173	500	3.8	3.9	3.8