


Lichttechnischer Prüfbefund

Familie
Silica® 21

Bestell-Nr.: 51MX16DA34WB
EAN: 4058352907566

LP-Nummer
59267_290



Ausführung Einbauleuchte, Reflektor, weiß, direkt strahlend, breit strahlend, UGR≤19 (L65≤3000cd/m²)

Bestückung LED 3000 K | CRI ≥ 80

Betriebsgerät EVG-DALI

Bemessungswerte Nettolichtstrom = 4320 lm
Systemleistung = 25.1 W
Lichtausbeute = 172.1 lm/W

Seriendokumentation
17.12.2024

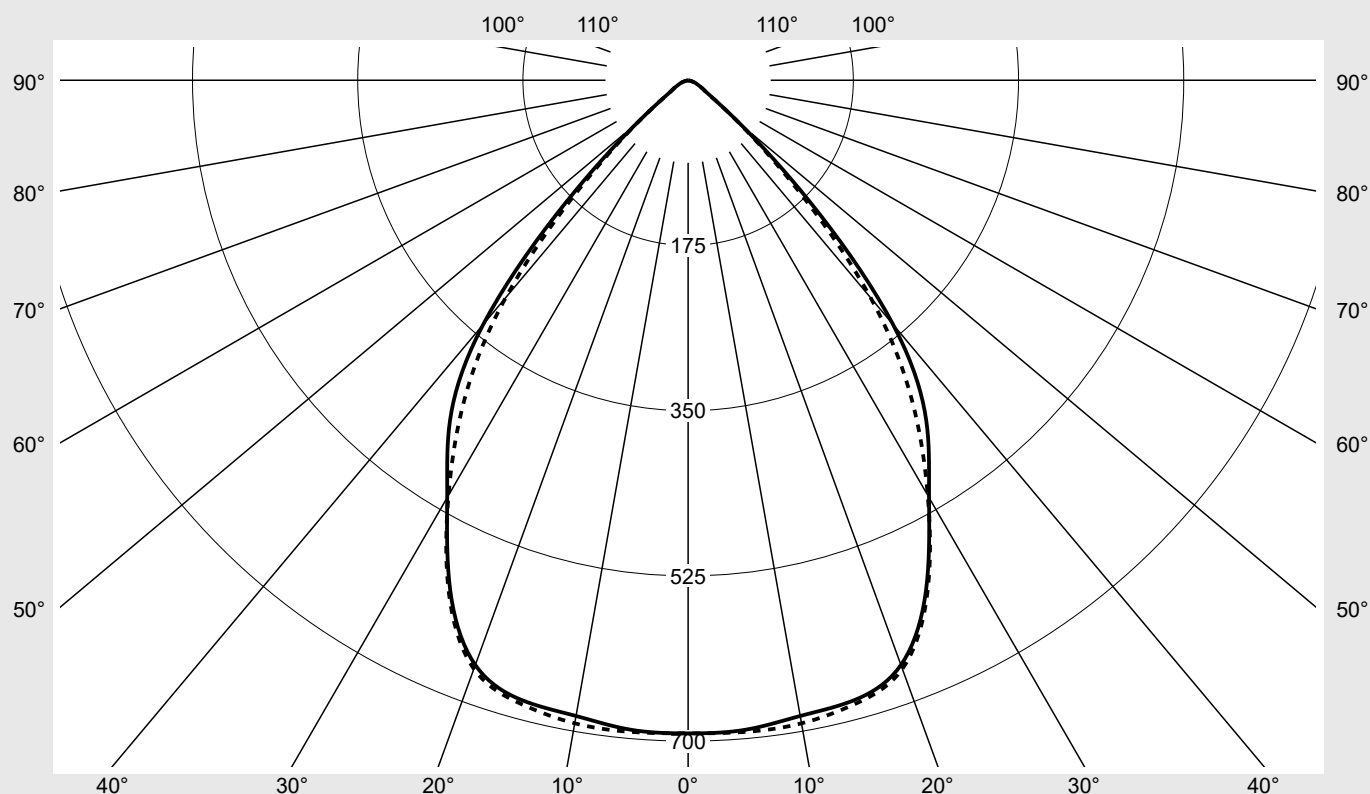
sITeco

Lichtstärke in cd/klm

C180-0

C270-90

Imax: 693 cd/klm



Klassifizierungen

DIN 5040 A 6 0
CIE N1=83 N2=98 N3=100
N4=100 N5=100

Leuchtenbetriebswirkungsgrade

η_{LB} 100,0%
 ϕ_u 100,0%
 ϕ_o 0,0%

Messbedingungen

DIN EN 13032 und DIN 5032

Lichttechnischer Prüfbefund

Familie Silica® 21	Bestell-Nr.: 51MX16DA34WB EAN: 4058352907566	LP-Nummer 59267_290
Wertetabelle Lichtstärkemessung		Maximale Lichtstärke
		sITeco

C- Ebenen	0° 180°	15°	30°	45°	60°	75°	90° 270°	Phi-Zone	Summe Phi-Zone
		165° 195° 345°	150° 210° 330°	135° 225° 315°	120° 240° 300°	105° 255° 285°			
Lichtstärke in cd/klm								Lichtstrom in lm/klm	
γ									
0°	691.8	691.8	691.8	691.8	691.8	691.8	691.8	4.1	4.1
5°	690.7	689.7	686.1	690.3	692.9	690.5	692.9	33.0	37.1
10°	683.8	683.7	680.0	686.1	689.1	688.2	691.7	65.3	102.4
15°	679.8	682.8	679.6	683.5	685.2	682.6	683.9	96.8	199.2
20°	659.2	666.3	668.8	670.3	667.9	663.4	663.6	124.9	324.1
25°	596.3	606.7	617.7	624.9	617.5	607.1	599.6	141.8	465.9
30°	510.4	519.4	522.0	521.4	520.1	511.7	507.7	141.8	607.7
35°	439.7	447.6	431.3	414.6	422.9	421.6	413.2	134.4	742.1
40°	337.7	347.1	337.5	327.0	327.2	315.0	300.9	115.9	857.9
45°	183.5	191.6	192.8	192.4	185.5	172.4	164.1	71.6	929.5
50°	72.2	76.5	81.6	85.0	79.2	72.7	70.3	32.6	962.2
55°	28.9	31.6	36.0	41.5	36.6	30.9	28.5	15.4	977.5
60°	17.8	18.8	20.5	22.6	20.4	18.4	17.4	9.4	986.9
65°	11.5	12.0	12.6	12.8	12.4	11.7	11.3	6.0	992.9
70°	7.8	8.1	7.5	7.2	7.4	7.8	7.7	3.9	996.9
75°	3.2	3.4	3.7	3.8	3.8	3.6	3.3	1.9	998.8
80°	1.5	1.5	1.5	1.6	1.6	1.6	1.6	0.8	999.6
85°	0.7	0.7	0.7	0.7	0.7	0.8	0.8	0.4	1000.0
90°	0.0	0.0	0.0	0.0	0.0	0.0	0.0	0.0	1000.0
95°	0.0	0.0	0.0	0.0	0.0	0.0	0.0	0.0	1000.0
100°	0.0	0.0	0.0	0.0	0.0	0.0	0.0	0.0	1000.0
105°	0.0	0.0	0.0	0.0	0.0	0.0	0.0	0.0	1000.0
110°	0.0	0.0	0.0	0.0	0.0	0.0	0.0	0.0	1000.0
115°	0.0	0.0	0.0	0.0	0.0	0.0	0.0	0.0	1000.0
120°	0.0	0.0	0.0	0.0	0.0	0.0	0.0	0.0	1000.0
125°	0.0	0.0	0.0	0.0	0.0	0.0	0.0	0.0	1000.0
130°	0.0	0.0	0.0	0.0	0.0	0.0	0.0	0.0	1000.0
135°	0.0	0.0	0.0	0.0	0.0	0.0	0.0	0.0	1000.0
140°	0.0	0.0	0.0	0.0	0.0	0.0	0.0	0.0	1000.0
145°	0.0	0.0	0.0	0.0	0.0	0.0	0.0	0.0	1000.0
150°	0.0	0.0	0.0	0.0	0.0	0.0	0.0	0.0	1000.0
155°	0.0	0.0	0.0	0.0	0.0	0.0	0.0	0.0	1000.0
160°	0.0	0.0	0.0	0.0	0.0	0.0	0.0	0.0	1000.0
165°	0.0	0.0	0.0	0.0	0.0	0.0	0.0	0.0	1000.0
170°	0.0	0.0	0.0	0.0	0.0	0.0	0.0	0.0	1000.0
175°	0.0	0.0	0.0	0.0	0.0	0.0	0.0	0.0	1000.0
180°	0.0	0.0	0.0	0.0	0.0	0.0	0.0	0.0	1000.0

Lichttechnischer Prüfbefund

Familie Silica® 21	Bestell-Nr.: 51MX16DA34WB EAN: 4058352907566	LP-Nummer 59267_290
------------------------------	---	-------------------------------

UGR-Tabelle		Standardraum									
		Blickrichtung quer zur Leuchte (C0)					Blickrichtung längs zur Leuchte (C90)				
Raumabmessungen											
x	y										
2H	2H	19,2	20,5	19,5	20,8	21,1	18,8	20,1	19,2	20,4	20,8
	3H	19,1	20,2	19,5	20,6	20,9	18,7	19,9	19,1	20,2	20,6
	4H	19,0	20,1	19,4	20,4	20,8	18,7	19,8	19,1	20,1	20,5
	6H	19,0	19,9	19,4	20,3	20,7	18,6	19,6	19,1	20,0	20,4
	8H	19,0	19,9	19,5	20,2	20,6	18,7	19,5	19,1	19,9	20,3
	12H	19,0	19,8	19,4	20,2	20,6	18,7	19,4	19,1	19,8	20,2
4H	2H	19,0	20,1	19,4	20,4	20,8	18,7	19,7	19,1	20,1	20,5
	3H	19,0	19,8	19,4	20,2	20,6	18,6	19,5	19,1	19,9	20,3
	4H	18,9	19,7	19,3	20,1	20,5	18,6	19,3	19,0	19,8	20,2
	6H	18,8	19,5	19,3	19,9	20,4	18,5	19,2	19,0	19,6	20,1
	8H	18,8	19,4	19,3	19,8	20,3	18,5	19,1	18,9	19,5	20,0
	12H	18,8	19,3	19,3	19,7	20,2	18,5	19,0	19,0	19,4	19,9
8H	4H	18,8	19,4	19,3	19,8	20,3	18,5	19,1	18,9	19,5	20,0
	6H	18,7	19,2	19,2	19,7	20,2	18,4	18,9	18,9	19,3	19,9
	8H	18,7	19,1	19,2	19,6	20,1	18,3	18,8	18,8	19,3	19,8
	12H	18,6	19,0	19,2	19,5	20,0	18,3	18,7	18,8	19,2	19,7
12H	4H	18,8	19,3	19,3	19,7	20,2	18,5	19,0	19,0	19,4	19,9
	6H	18,7	19,1	19,2	19,6	20,1	18,4	18,8	18,9	19,2	19,8
	8H	18,6	19,0	19,2	19,5	20,0	18,3	18,7	18,8	19,2	19,7

Leuchtdichten-Tabelle Max. für $\gamma \geq 65^\circ$	Lichttechnische Abmessungen in mm: L = 1176 B = 49
--	--

C- Ebenen	γ	Leuchtdichte in cd/m ²						
		0° 180°	15° 165° 195° 345°	30° 150° 210° 330°	45° 135° 225° 315°	60° 120° 240° 300°	75° 105° 255° 285°	90° 270°
45°		19452.8	20315.3	20437.6	20402.6	19662.5	18275.0	17396.7
50°		8421.2	8918.7	9514.3	9918.7	9238.0	8480.2	8204.5
55°		3783.2	4132.5	4709.4	5424.9	4781.9	4042.7	3721.5
60°		2665.3	2812.8	3074.2	3383.2	3063.4	2762.6	2614.2
65°		2041.8	2125.7	2242.6	2265.1	2195.7	2077.8	2006.6
70°		1720.5	1771.1	1648.1	1580.8	1614.6	1716.9	1691.5
75°		917.1	996.7	1066.8	1114.6	1106.5	1039.6	964.8
80°		635.9	648.0	667.0	671.8	692.9	707.2	702.4
85°		567.7	567.7	586.6	605.6	643.4	676.1	671.8

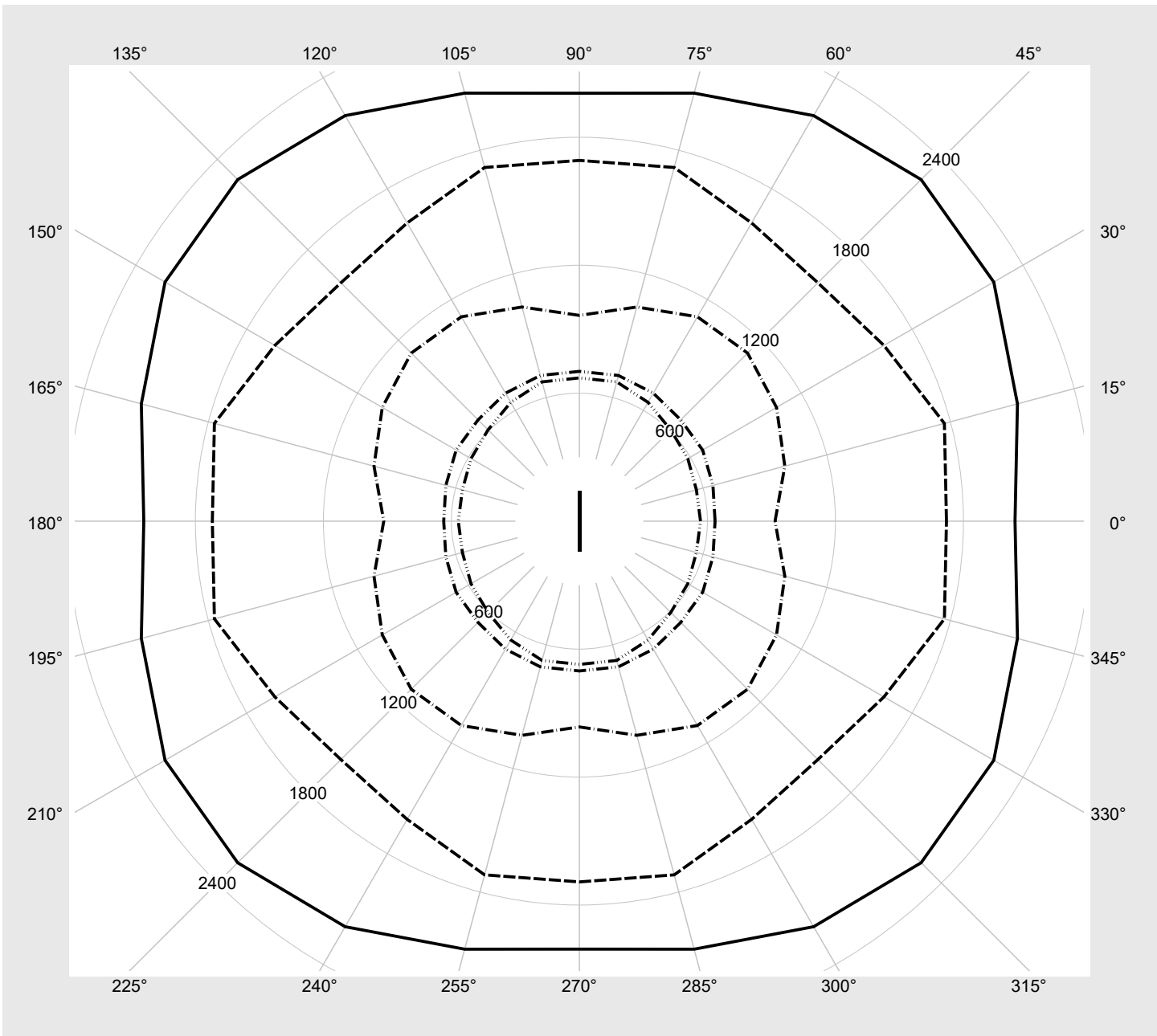
Lichttechnischer Prüfbefund

Familie Silica® 21	Bestell-Nr.: 51MX16DA34WB EAN: 4058352907566	LP-Nummer 59267_290
-------------------------------------	---	--------------------------------------

Leuchtdichten in cd/m²

γ 65°	γ 70°	γ 75°	γ 80°	γ 85°
--------------	--------------	--------------	--------------	--------------

siteco



Lichttechnischer Prüfbefund

Familie Silica® 21	Bestell-Nr.: 51MX16DA34WB EAN: 4058352907566	LP-Nummer 59267_290
-------------------------------------	---	--------------------------------------

Dimmstufen-Tabelle	Umgebungstemperatur: 25°C	sITeco
---------------------------	---------------------------	---------------

Lichtstrom [%]	Dimmstufe linear	Dimmstufe logarithmisch	Lichtstrom [lm]	Systemleistung [W]
100	254	254	4320	25.1
95	241	252	4111	23.8
90	227	250	3885	22.4
85	214	248	3673	21.1
80	201	245	3461	19.8
75	188	243	3246	18.5
70	175	240	3031	17.2
65	162	238	2813	16.0
60	149	234	2595	14.6
55	136	231	2373	13.4
50	123	227	2152	12.2
45	111	224	1946	11.0
40	98	219	1722	9.8
35	86	214	1514	8.6
30	74	209	1304	7.6
25	61	202	1077	6.4
20	49	194	865	5.3
15	37	183	651	4.2
10	25	169	438	3.2
5	13	145	223	1.9
3	8	127	134	1.2