



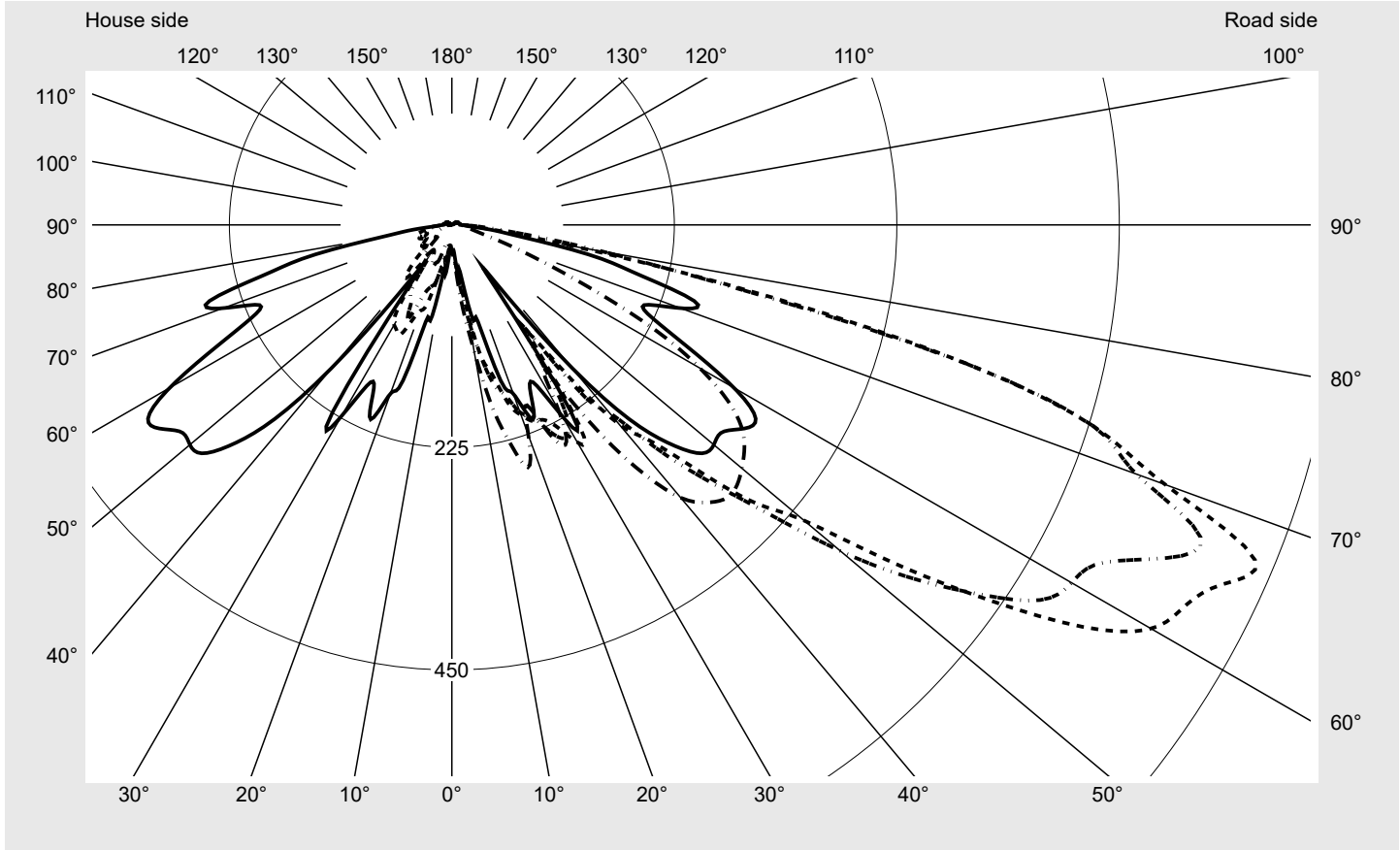
# Photometric test report

<b>Family</b> <b>LANTERN CLASSIC LED</b>	<b>Order number: 5XA5245EF14H000022</b> <b>EAN: 4058352635162</b>	<b>LP number</b> <b>57124_33</b>
	<b>Version</b> post-top- or mounting to wall arm <b>Optic</b> asymmetric, wide distribution (ST1.2a) <b>Cover</b> cover transparent, PMMA <b>Lamps</b> LED 3000 K   CRI ≥ 70 <b>Controlgear</b> ECG SITECO iQ <b>Rated values</b> Net luminous flux = 1380 lm Power consumption = 10.5 W Luminous efficacy = 131.4 lm/W	<b>serial documentation</b> <b>08.07.2022</b>





**Luminous intensity in cd/klm** C180-0 C205-25 C210-30 C270-90 **Imax: 877 cd/klm**



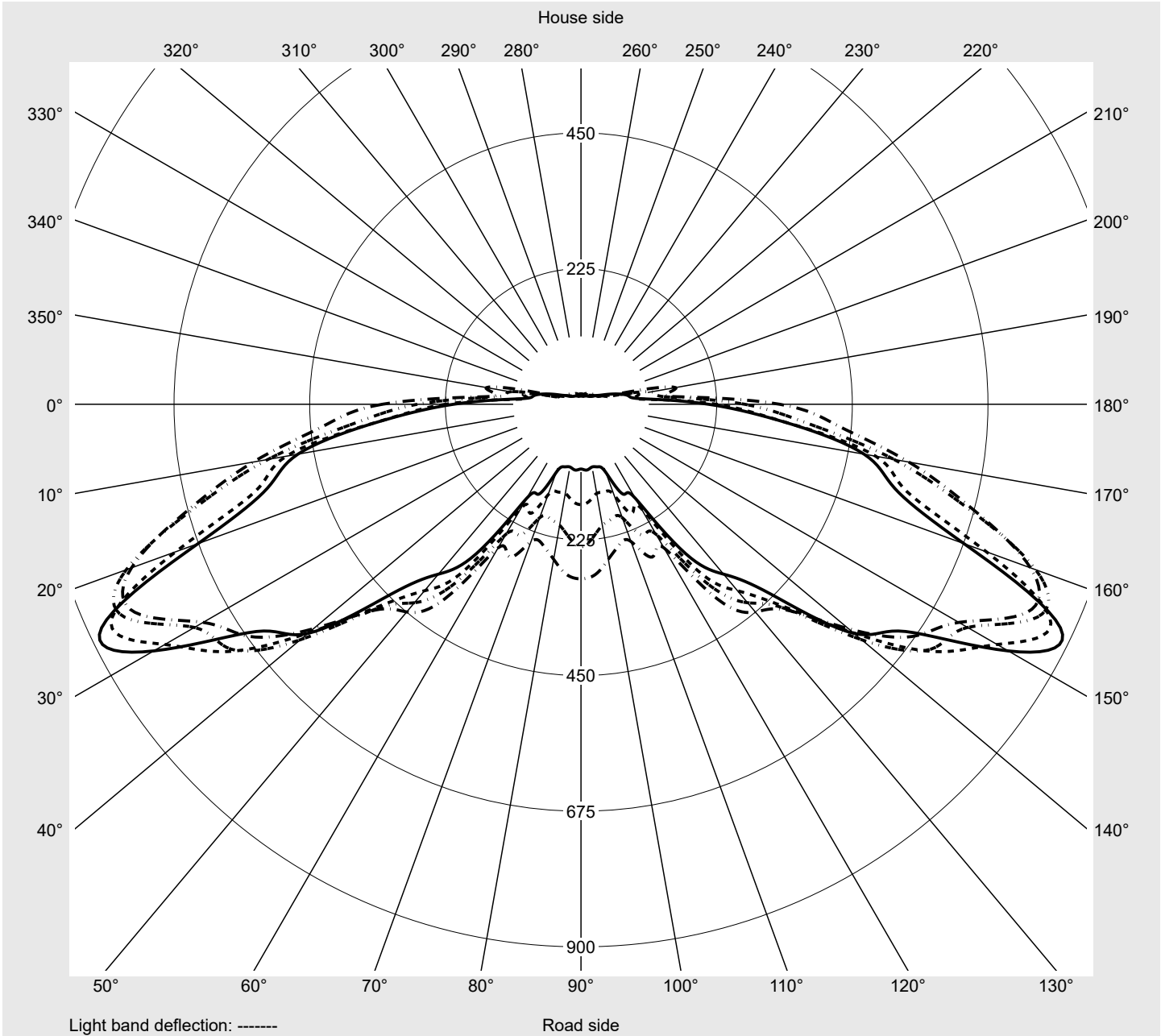
Luminaire output ratios	
Eta	100.0%
Eta 0° - 90°	97.4%
Eta 90° - 180°	2.6%
Measurement conditions	
DIN EN 13032 and DIN 5032	

Luminous intensity class acc. to EN13201-2	
Class:	G1
Imax 70°	767.4
Imax 80°	154.8
Imax 90°	11.0
Imax >90°	10.7
Imax >95°	10.0

**Photometric test report**

<b>Family</b> <b>LANTERN CLASSIC LED</b>	<b>Order number: 5XA5245EF14H000022</b> <b>EAN: 4058352635162</b>	<b>LP number</b> <b>57124_33</b>
---	--	-------------------------------------

**Envelope curve in cd/klm**      **KMK 67.5°**   **KMK 65°**   **KMK 62.5°**   **KMK 60°**      **siteco**



## Photometric test report

<b>Family</b> <b>LANTERN CLASSIC LED</b>	<b>Order number: 5XA5245EF14H000022</b> <b>EAN: 4058352635162</b>	<b>LP number</b> <b>57124_33</b>
<b>Table of values for luminous intensities</b>		<b>Maximum luminous intensity</b>
		<b>siteco</b>

C-planes	0° 180°	5° 175°	10° 170°	15° 165°	20° 160°	25° 155°	30° 150°	35° 145°	40° 140°	45° 135°	50° 130°	55° 125°	60° 120°
$\gamma$	Luminous intensity in cd/klm												
0,0°	26.9	26.9	26.9	26.9	26.9	26.9	26.9	26.9	26.9	26.9	26.9	26.9	26.9
2,5°	25.6	25.6	26.0	26.3	26.7	27.0	27.8	28.5	29.2	29.9	30.6	31.0	31.0
5,0°	30.6	32.4	33.8	35.6	36.6	37.0	38.4	39.5	40.2	41.3	40.9	40.9	41.3
7,5°	50.5	52.7	52.3	54.4	57.6	57.3	60.8	60.8	63.0	64.8	64.0	62.3	60.8
10,0°	49.5	59.1	68.7	79.0	80.8	86.1	98.2	105.7	113.1	114.9	111.4	97.8	91.8
12,5°	97.8	107.8	118.5	122.7	135.9	136.3	137.7	141.3	142.7	139.1	132.7	126.3	127.4
15,0°	100.0	143.7	148.7	175.8	170.4	155.5	169.0	180.7	191.1	198.5	177.9	169.4	161.5
17,5°	166.5	142.7	153.3	183.6	190.7	188.6	181.1	197.8	204.6	205.6	213.8	191.8	191.4
20,0°	181.5	198.5	214.9	222.7	250.8	204.6	201.7	189.3	197.1	194.3	209.6	190.4	189.6
22,5°	212.8	232.7	239.1	227.0	232.3	214.9	209.2	198.9	202.4	192.1	217.7	204.6	200.3
25,0°	188.9	181.8	180.0	186.1	200.3	217.4	228.1	224.5	241.6	214.5	233.8	227.7	214.9
27,5°	180.4	192.5	208.9	217.0	225.9	230.2	243.4	233.4	258.7	229.8	233.0	209.6	210.3
30,0°	223.4	233.8	261.9	264.4	256.5	253.7	236.2	215.3	258.0	243.7	258.3	218.5	198.2
32,5°	224.5	218.5	217.7	200.0	216.7	239.1	189.6	151.2	167.9	160.8	192.5	194.3	189.6
35,0°	72.2	68.0	69.0	76.5	93.9	138.0	122.4	119.9	169.4	154.4	207.8	206.4	218.1
37,5°	82.2	94.3	127.4	148.7	170.1	189.3	213.8	209.2	227.7	215.6	250.8	232.7	228.8
40,0°	187.1	196.8	224.2	241.9	247.3	263.3	248.0	238.4	262.2	285.7	290.0	262.6	282.9
42,5°	268.3	270.4	285.3	287.5	285.3	295.3	306.7	303.8	309.9	355.1	380.7	328.8	354.0
45,0°	313.8	311.7	341.9	343.0	345.1	349.7	365.4	366.5	408.5	405.6	449.7	377.9	385.3
47,5°	341.9	355.8	408.5	418.1	428.7	416.3	429.1	412.7	450.8	447.9	474.6	405.2	396.0
50,0°	345.8	375.0	479.3	467.5	508.8	465.0	513.1	482.1	470.4	460.4	499.5	424.8	393.2
52,5°	344.4	375.0	472.9	499.9	572.1	559.3	587.1	558.2	487.8	474.6	496.7	424.8	377.5
55,0°	359.4	401.3	481.7	555.8	655.4	659.6	651.1	603.4	510.6	479.6	491.4	435.1	344.1
57,5°	364.3	436.9	523.4	618.4	746.5	756.4	705.9	629.4	542.6	489.2	474.3	410.2	322.0
60,0°	329.5	431.6	552.2	672.8	793.4	816.5	723.7	671.4	579.2	482.8	449.7	394.2	275.0
62,5°	271.5	381.8	527.3	662.8	802.7	835.4	740.4	708.4	607.7	479.6	429.8	360.1	249.1
65,0°	224.9	339.8	496.3	559.7	715.5	860.0	797.0	715.1	589.9	473.9	403.8	335.5	198.9
67,5°	211.3	338.7	476.8	538.7	676.0	877.4	818.3	657.2	591.3	445.5	367.9	302.4	180.0
70,0°	246.2	365.4	479.3	532.3	625.1	767.4	736.5	627.6	520.9	404.9	328.0	273.2	131.6
72,5°	258.0	381.1	446.2	523.7	619.8	683.5	682.8	547.9	417.3	335.5	262.6	219.2	120.6
75,0°	197.8	327.0	402.8	435.8	514.5	533.3	530.5	388.9	269.0	227.7	218.1	194.6	89.3
77,5°	149.1	227.7	250.1	290.3	323.4	309.2	292.1	207.8	175.4	164.4	160.1	159.0	91.1
80,0°	76.5	91.8	106.0	145.5	134.5	127.0	154.8	138.8	114.9	82.9	69.7	82.5	36.6
82,5°	44.5	48.4	53.0	80.8	65.8	54.8	77.6	95.7	74.0	50.9	31.0	23.1	16.0
85,0°	18.9	21.0	21.7	24.2	19.2	25.6	39.8	46.6	28.5	22.4	14.6	13.5	12.1
87,5°	12.8	13.2	13.2	14.2	15.3	16.7	21.7	18.5	17.4	14.6	11.7	11.4	10.7
90,0°	8.5	9.3	10.0	10.7	11.0	11.0	11.0	11.0	11.0	10.3	10.3	9.6	9.3
92,5°	8.5	9.3	9.6	10.3	10.3	10.7	10.3	10.3	10.3	10.0	9.6	9.6	9.3
95,0°	8.5	9.3	9.3	10.0	10.0	10.3	10.3	10.0	10.0	10.0	9.6	9.6	9.3
97,5°	8.5	8.5	9.3	9.3	9.6	10.0	10.0	9.6	9.3	9.3	9.3	9.3	9.3
100,0°	7.8	8.5	8.5	8.9	8.9	9.3	9.3	9.3	9.3	9.3	8.9	8.9	8.5
102,5°	7.1	7.8	7.8	8.2	8.2	8.5	8.5	8.5	8.2	8.5	8.5	8.5	8.5
105,0°	6.8	7.1	7.5	7.8	7.8	7.8	7.8	7.8	7.8	7.8	7.8	7.8	7.8
107,5°	6.4	6.4	7.1	7.1	7.1	7.5	7.5	7.1	7.1	7.8	7.5	7.5	7.8
110,0°	5.7	6.4	6.4	6.4	7.1	7.1	7.1	7.1	7.1	7.1	7.1	7.1	7.1
112,5°	5.7	5.7	6.0	6.4	6.4	6.8	6.8	6.8	6.8	6.4	6.4	6.4	6.4

## Photometric test report

<b>Family</b> <b>LANTERN CLASSIC LED</b>	<b>Order number: 5XA5245EF14H000022</b> <b>EAN: 4058352635162</b>	<b>LP number</b> <b>57124_33</b>
<b>Table of values for luminous intensities</b>		<b>Maximum luminous intensity</b>
		<b>siteco</b>

C-planes	65° 115°	70° 110°	75° 105°	80° 100°	85° 95°	90°	185° 355°	190° 350°	195° 345°	200° 340°	205° 335°	210° 330°	215° 325°
γ	Luminous intensity in cd/klm												
0,0°	26.9	26.9	26.9	26.9	26.9	26.9	26.9	26.9	26.9	26.9	26.9	26.9	26.9
2,5°	31.3	31.3	31.7	31.7	31.3	31.3	25.3	25.3	24.9	24.5	24.5	24.2	24.2
5,0°	44.8	45.9	47.0	46.6	45.9	45.5	29.2	28.1	27.0	26.7	26.0	25.3	25.3
7,5°	59.4	61.2	67.6	74.4	82.5	85.4	45.2	40.2	35.6	31.7	28.8	26.7	24.9
10,0°	82.5	85.4	104.6	115.6	125.2	128.8	47.7	47.7	51.6	53.4	50.5	39.1	30.2
12,5°	127.4	134.8	154.4	169.0	181.8	188.6	73.3	79.3	69.7	52.7	43.1	30.2	34.2
15,0°	165.8	164.7	181.1	210.6	224.9	229.1	85.0	68.0	60.1	60.5	55.1	55.1	68.0
17,5°	195.7	195.0	207.8	239.4	253.3	256.9	139.1	80.4	103.9	89.7	84.7	64.4	75.4
20,0°	201.0	186.8	182.2	214.5	225.9	226.3	165.8	86.1	128.1	113.1	92.2	68.7	72.2
22,5°	211.7	188.2	169.4	187.9	196.0	197.1	187.1	103.9	144.1	119.9	103.5	81.1	65.8
25,0°	223.1	213.1	204.9	232.0	234.8	232.7	173.6	80.8	143.4	142.7	122.0	104.2	72.9
27,5°	232.0	219.5	211.7	243.0	251.2	249.8	142.7	59.8	132.7	119.5	120.6	89.3	65.8
30,0°	212.4	197.5	189.3	206.4	213.1	214.9	174.0	49.1	133.1	117.8	116.7	83.6	58.7
32,5°	188.9	183.2	185.0	190.7	181.1	172.9	173.3	70.8	154.4	120.3	103.9	71.5	44.1
35,0°	226.6	197.1	195.7	228.1	240.5	244.8	86.8	53.7	94.3	75.8	65.5	43.4	35.9
37,5°	243.0	237.0	249.1	295.0	310.6	314.5	73.6	52.7	53.0	49.5	43.1	33.1	27.0
40,0°	309.2	293.5	306.3	342.6	355.8	360.1	139.8	60.1	105.7	90.4	68.0	38.8	29.2
42,5°	378.9	335.5	336.6	371.1	377.9	380.7	176.1	104.2	145.9	114.9	67.6	38.8	35.9
45,0°	411.3	343.7	367.5	383.5	389.2	391.4	229.5	131.3	179.7	126.7	56.6	37.0	42.7
47,5°	414.9	355.8	373.6	385.0	389.2	390.7	193.9	137.7	183.9	108.9	44.5	37.7	45.5
50,0°	407.7	344.1	370.4	377.1	382.1	382.8	200.0	145.5	190.7	82.9	33.4	36.3	42.3
52,5°	373.2	325.6	354.0	363.3	371.8	372.9	195.3	145.9	184.7	62.3	34.9	36.3	38.4
55,0°	345.8	301.7	327.3	339.4	353.7	357.9	190.7	166.2	163.0	48.7	32.0	37.0	35.6
57,5°	312.4	274.0	292.8	307.4	324.8	330.9	182.5	150.5	115.6	43.8	29.9	33.8	32.0
60,0°	279.7	242.3	242.3	261.2	282.9	289.6	149.4	159.0	73.3	43.4	30.6	30.6	28.8
62,5°	239.4	200.3	196.8	203.9	222.4	236.2	141.3	119.2	54.1	38.4	31.3	28.5	25.6
65,0°	199.6	160.1	150.5	150.1	161.2	166.5	98.2	97.1	55.9	39.8	32.7	28.5	24.2
67,5°	164.4	120.3	107.5	105.7	109.6	107.5	103.5	80.1	65.5	48.4	35.6	28.8	23.1
70,0°	134.1	90.4	64.4	64.4	65.8	67.6	104.2	88.2	70.1	46.6	33.8	26.7	22.1
72,5°	102.8	71.5	44.5	39.5	38.4	39.8	124.5	88.6	61.6	40.2	35.6	26.7	21.3
75,0°	76.5	42.0	31.7	27.8	26.3	26.3	80.8	69.7	52.3	39.8	37.0	27.0	21.7
77,5°	57.6	27.8	23.1	21.0	19.9	19.9	71.5	51.9	40.9	37.4	31.3	25.6	21.0
80,0°	21.0	17.4	16.7	16.0	16.4	16.4	48.7	41.3	33.1	34.2	28.5	25.3	20.6
82,5°	14.2	13.2	13.2	12.8	13.5	13.5	31.0	28.8	24.2	24.5	23.1	19.9	16.7
85,0°	12.1	11.7	11.7	11.7	12.1	12.1	16.4	16.0	19.9	21.7	19.2	16.7	13.9
87,5°	10.7	10.7	10.7	10.7	11.4	11.4	12.5	11.7	13.2	14.2	12.1	11.7	11.0
90,0°	10.0	10.0	10.0	10.0	10.0	10.0	8.2	7.8	7.8	7.1	7.1	6.8	6.4
92,5°	9.3	10.0	10.0	10.0	10.0	10.0	7.8	7.8	7.8	7.1	7.1	7.1	6.8
95,0°	9.3	9.3	9.6	10.0	10.0	10.0	7.8	7.8	7.8	7.1	7.1	7.1	6.8
97,5°	9.3	9.3	9.3	9.3	9.6	10.0	7.8	7.8	7.5	7.1	7.1	7.1	6.8
100,0°	8.9	8.9	8.9	9.3	9.3	9.3	7.5	7.1	7.1	7.1	6.8	6.4	6.4
102,5°	8.5	8.5	8.5	8.5	8.9	8.5	7.1	6.4	6.4	6.4	6.4	6.4	5.7
105,0°	7.8	8.5	8.5	8.5	8.5	8.5	6.4	6.4	6.4	6.0	5.7	5.7	5.7
107,5°	7.8	7.8	7.8	7.8	7.8	7.1	6.0	5.7	5.7	5.7	5.0	5.0	5.0
110,0°	7.1	7.1	7.5	7.1	7.5	7.1	5.7	5.0	5.0	5.0	5.0	5.0	5.0
112,5°	6.8	7.1	7.1	7.1	6.8	5.0	5.0	5.0	5.0	5.0	5.0	5.0	4.3

## Photometric test report

<b>Family</b> <b>LANTERN CLASSIC LED</b>	<b>Order number: 5XA5245EF14H000022</b> <b>EAN: 4058352635162</b>	<b>LP number</b> <b>57124_33</b>
<b>Table of values for luminous intensities</b>		<b>Maximum luminous intensity</b>
		<b>siteco</b>

C-planes	220° 320°	225° 315°	230° 310°	235° 305°	240° 300°	245° 295°	250° 290°	255° 285°	260° 280°	265° 275°	270°	Phi-zone	Total Phi-zone
γ	Luminous intensity in cd/klm											Luminous flux in lm/klm	
0,0°	26.9	26.9	26.9	26.9	26.9	26.9	26.9	26.9	26.9	26.9	26.9	0.0	0.0
2,5°	23.8	23.1	22.4	22.4	21.7	21.7	21.7	21.3	21.3	21.0	21.3	0.3	0.4
5,0°	24.5	24.2	23.1	22.4	22.1	21.7	21.7	21.3	21.3	21.0	21.3	0.8	1.1
7,5°	24.2	23.5	22.4	21.7	21.7	21.3	21.3	21.3	21.0	21.0	20.6	1.6	2.7
10,0°	24.9	23.5	22.8	21.7	21.0	21.0	20.6	20.6	20.3	20.3	19.9	3.0	5.7
12,5°	39.8	39.8	31.0	24.9	22.1	21.3	20.3	19.9	19.6	19.6	19.2	5.2	11.0
15,0°	54.4	43.4	47.0	51.2	42.3	32.0	23.5	21.7	21.0	20.3	19.9	7.9	18.9
17,5°	64.4	53.4	45.2	41.6	37.7	35.6	39.5	34.2	29.2	23.8	20.6	10.7	29.6
20,0°	59.8	51.2	43.1	43.1	42.7	39.8	36.6	32.0	26.3	31.7	37.7	12.8	42.4
22,5°	56.2	43.1	40.2	39.1	39.5	38.1	38.4	37.0	31.7	36.3	41.3	14.7	57.2
25,0°	59.8	42.0	37.7	37.7	38.1	39.1	44.1	43.4	34.9	42.7	47.0	16.9	74.1
27,5°	51.6	43.4	39.8	39.8	39.8	41.3	42.7	40.2	35.9	38.4	40.6	18.7	92.8
30,0°	48.0	45.9	42.3	40.9	40.6	39.8	41.6	40.2	33.1	35.6	37.0	20.6	113.4
32,5°	48.0	51.6	51.2	49.5	45.5	41.3	39.1	36.3	30.6	31.7	33.4	19.5	132.8
35,0°	42.0	47.7	49.5	51.2	48.7	45.5	41.3	37.4	29.9	29.5	31.3	16.7	149.5
37,5°	28.8	38.1	44.1	49.1	48.7	45.9	43.1	39.5	31.0	29.9	32.7	21.5	171.0
40,0°	26.0	26.0	31.0	37.7	43.1	43.1	43.4	40.2	33.8	36.3	41.3	29.0	200.0
42,5°	34.5	28.1	24.9	24.2	29.2	34.2	37.7	37.0	35.6	38.8	41.3	36.3	236.3
45,0°	41.3	35.2	30.2	26.0	25.6	24.9	26.0	28.5	29.5	31.3	33.4	42.9	279.2
47,5°	41.6	35.2	31.3	28.8	27.8	24.2	22.8	22.4	21.7	23.1	24.2	48.0	327.2
50,0°	38.8	34.5	30.2	27.8	25.6	24.9	22.8	21.0	18.9	18.9	19.2	52.3	379.4
52,5°	35.6	32.0	29.2	26.7	25.3	22.8	21.3	20.3	19.2	19.6	20.6	55.4	434.8
55,0°	32.4	28.8	26.7	24.5	23.8	22.8	21.3	19.6	17.4	18.1	19.2	58.6	493.4
57,5°	29.2	26.3	23.8	22.4	22.1	21.3	20.3	18.5	17.1	17.4	17.8	61.1	554.5
60,0°	26.0	23.5	21.3	20.3	20.3	19.6	18.5	17.1	16.7	17.4	17.1	61.7	616.2
62,5°	23.1	21.0	19.6	18.9	18.5	18.1	17.1	15.3	15.7	16.0	16.4	59.9	676.0
65,0°	21.3	19.2	18.1	17.4	17.1	16.4	15.7	14.2	14.9	14.9	14.2	56.4	732.4
67,5°	20.3	18.5	17.4	16.7	16.0	14.9	14.2	13.5	13.9	13.5	13.5	54.1	786.5
70,0°	19.2	17.4	16.0	15.3	14.2	13.5	12.8	12.1	12.8	12.1	12.1	50.3	836.9
72,5°	18.5	16.0	14.6	13.9	12.8	12.1	11.4	11.0	11.0	10.7	10.7	46.1	883.0
75,0°	17.8	15.3	13.2	12.1	11.4	10.7	10.0	9.6	10.0	9.6	9.3	36.8	919.8
77,5°	17.1	14.2	11.7	11.0	10.3	9.6	8.9	8.5	8.5	8.5	8.5	24.9	944.7
80,0°	16.4	13.5	11.0	9.6	8.9	8.2	7.1	7.1	7.1	7.1	7.1	13.4	958.1
82,5°	14.6	11.7	9.6	8.2	7.5	6.8	6.0	5.7	5.7	5.0	5.0	7.9	966.0
85,0°	11.4	9.6	8.2	7.1	6.0	5.7	5.0	5.0	5.0	4.3	4.3	4.3	970.3
87,5°	9.3	7.8	6.8	6.0	5.3	5.0	4.3	4.3	4.3	3.6	3.6	3.0	973.3
90,0°	6.4	6.0	5.7	5.0	5.0	4.6	4.3	4.3	3.9	3.9	3.6	2.2	975.5
92,5°	6.4	6.4	6.0	5.7	5.3	5.3	5.0	5.0	4.3	4.3	4.3	2.2	977.7
95,0°	6.4	6.4	6.0	5.7	5.7	5.3	5.0	5.0	4.6	4.3	5.0	2.2	979.9
97,5°	6.4	6.0	6.4	6.0	5.7	5.3	5.0	5.0	4.3	4.3	4.3	2.1	982.0
100,0°	6.0	6.4	5.7	5.7	5.7	5.0	5.0	5.0	4.3	4.3	4.3	2.0	984.0
102,5°	5.7	5.7	5.7	5.0	5.0	5.0	4.3	4.3	4.3	3.9	4.3	1.9	985.9
105,0°	5.3	5.0	5.0	5.0	5.0	4.3	4.3	3.9	3.6	3.6	3.6	1.7	987.6
107,5°	5.0	5.0	4.3	4.3	4.3	3.9	3.6	3.6	2.8	2.8	2.8	1.6	989.1
110,0°	4.6	4.3	4.3	4.3	3.9	3.6	3.6	2.8	2.8	2.8	2.8	1.5	990.6
112,5°	4.3	4.3	4.3	3.9	3.6	3.6	3.2	2.8	2.8	2.8	2.1	1.3	991.9

## Photometric test report

<b>Family</b> <b>LANTERN CLASSIC LED</b>	<b>Order number: 5XA5245EF14H000022</b> <b>EAN: 4058352635162</b>	<b>LP number</b> <b>57124_33</b>
---	--	-------------------------------------

<b>Table of values for luminous intensities</b>	<b>Maximum luminous intensity</b>	<b>siteco</b>
---	-----------------------------------	---------------

C-planes	0° 180°	5° 175°	10° 170°	15° 165°	20° 160°	25° 155°	30° 150°	35° 145°	40° 140°	45° 135°	50° 130°	55° 125°	60° 120°
$\gamma$	Luminous intensity in cd/klm												
115,0°	5.7	5.7	5.7	5.7	6.4	6.4	6.4	6.4	6.4	6.4	6.4	6.4	6.4
117,5°	6.0	8.2	5.7	5.7	5.7	6.0	6.0	6.0	5.7	5.7	6.0	6.4	6.4
120,0°	5.0	5.0	5.0	5.0	5.3	5.7	5.3	5.3	5.3	5.3	5.7	5.7	5.7
122,5°	4.3	5.0	5.0	5.0	5.0	5.0	5.3	5.0	5.0	5.0	5.3	5.7	5.7
125,0°	4.6	4.3	4.3	4.3	4.3	4.3	4.3	4.3	4.3	4.3	4.3	4.3	4.6
127,5°	2.8	3.2	3.2	3.2	2.8	3.6	3.2	3.6	3.2	3.6	3.6	3.6	3.6
130,0°	2.5	2.8	2.5	2.1	2.1	2.1	2.1	2.1	2.1	2.1	2.1	2.1	2.5
132,5°	2.1	2.1	2.1	2.1	2.1	2.1	2.1	2.1	2.1	2.1	2.1	2.1	2.1
135,0°	2.1	2.1	2.1	2.1	2.1	2.1	1.8	1.8	2.1	2.1	1.8	2.1	2.1
137,5°	1.4	1.4	1.4	1.4	1.4	1.4	1.4	1.4	1.4	1.4	1.4	1.4	1.4
140,0°	1.4	1.4	1.4	1.4	1.4	1.4	1.4	1.4	1.4	1.4	1.4	1.4	1.4
142,5°	1.4	0.7	0.7	0.7	0.7	0.7	0.7	0.7	0.7	0.7	0.7	0.7	0.7
145,0°	0.7	0.7	0.7	0.7	0.7	0.7	0.7	0.7	0.7	0.7	0.7	0.7	0.7
147,5°	0.7	0.7	0.7	0.7	0.7	0.7	0.7	0.7	0.7	0.7	0.7	0.7	0.7
150,0°	0.0	0.0	0.0	0.0	0.0	0.0	0.0	0.0	0.0	0.0	0.0	0.0	0.0
165,0°	0.0	0.0	0.0	0.0	0.0	0.0	0.0	0.0	0.0	0.0	0.0	0.0	0.0
180,0°	0.0	0.0	0.0	0.0	0.0	0.0	0.0	0.0	0.0	0.0	0.0	0.0	0.0

## Photometric test report

<b>Family</b> <b>LANTERN CLASSIC LED</b>	<b>Order number: 5XA5245EF14H000022</b> <b>EAN: 4058352635162</b>	<b>LP number</b> <b>57124_33</b>
		<b>siteco</b>

C-planes	65° 115°	70° 110°	75° 105°	80° 100°	85° 95°	90°	185° 355°	190° 350°	195° 345°	200° 340°	205° 335°	210° 330°	215° 325°
$\gamma$	Luminous intensity in cd/klm												
115,0°	6.4	6.4	6.8	7.1	5.7	2.8	5.0	5.0	5.0	4.6	4.3	4.3	4.3
117,5°	6.4	6.4	6.4	6.4	5.0	2.8	5.0	5.0	4.3	4.3	4.3	4.3	4.3
120,0°	5.7	5.7	5.7	5.7	4.3	2.1	4.3	4.3	4.3	4.3	4.3	4.3	3.6
122,5°	5.7	5.7	5.7	5.7	3.6	1.4	4.3	4.3	4.3	3.9	3.6	3.6	3.6
125,0°	5.0	5.0	5.0	5.0	2.8	1.4	3.6	3.6	3.6	3.6	3.6	3.6	3.6
127,5°	3.6	3.6	3.6	3.6	2.1	1.4	2.8	2.8	2.8	2.8	2.8	2.8	2.8
130,0°	2.5	2.5	2.1	2.1	1.4	1.4	2.5	2.1	2.8	2.1	2.1	2.1	2.1
132,5°	2.1	2.1	2.1	2.1	1.4	0.7	2.1	2.1	2.1	2.1	2.1	2.1	2.1
135,0°	2.1	2.1	1.8	1.4	1.1	0.7	2.1	2.1	2.1	2.1	2.1	2.1	2.1
137,5°	1.4	1.4	1.4	1.4	0.7	0.7	1.8	1.8	1.8	1.4	1.8	1.8	2.1
140,0°	1.1	1.4	1.4	0.7	0.7	0.7	1.4	1.4	1.4	1.4	1.4	1.4	1.4
142,5°	0.7	0.7	0.7	0.7	0.7	0.7	1.4	1.1	1.4	1.4	1.4	1.4	1.4
145,0°	0.7	0.7	0.7	0.7	0.7	0.7	0.7	0.7	0.7	0.7	1.4	0.7	1.4
147,5°	0.7	0.7	0.7	0.7	0.7	0.7	0.7	0.7	0.7	0.7	0.7	0.7	1.1
150,0°	0.0	0.0	0.0	0.0	0.0	0.0	0.0	0.0	0.0	0.0	0.0	0.0	0.0
165,0°	0.0	0.0	0.0	0.0	0.0	0.0	0.0	0.0	0.0	0.0	0.0	0.0	0.0
180,0°	0.0	0.0	0.0	0.0	0.0	0.0	0.0	0.0	0.0	0.0	0.0	0.0	0.0

C-planes	220° 320°	225° 315°	230° 310°	235° 305°	240° 300°	245° 295°	250° 290°	255° 285°	260° 280°	265° 275°	270°	Phi-zone	Total Phi-zone
$\gamma$	Luminous intensity in cd/klm											Luminous flux in lm/klm	
115,0°	4.3	4.3	4.3	3.9	3.6	3.6	3.2	2.8	2.8	2.5	2.1	1.3	993.2
117,5°	4.3	4.3	3.6	3.6	3.6	3.6	2.8	2.8	2.8	2.1	2.1	1.2	994.4
120,0°	3.6	3.6	3.6	3.6	3.6	2.8	2.8	2.8	2.1	2.1	2.1	1.0	995.4
122,5°	3.6	3.6	3.6	3.6	3.2	2.8	2.8	2.8	2.1	1.8	1.4	1.0	996.4
125,0°	3.6	2.8	2.8	2.8	2.8	2.8	2.5	2.1	2.1	1.8	1.4	0.8	997.2
127,5°	2.8	2.8	2.8	2.8	2.5	2.5	2.1	2.1	1.8	1.4	1.4	0.6	997.9
130,0°	2.1	2.1	2.1	2.1	2.1	2.1	2.1	2.1	1.4	1.4	1.4	0.5	998.3
132,5°	2.1	2.1	2.1	2.1	2.1	2.1	2.1	2.1	1.4	1.4	1.4	0.4	998.7
135,0°	2.1	2.1	2.1	2.1	2.1	2.1	2.1	1.4	1.4	1.4	1.4	0.4	999.1
137,5°	1.8	1.8	1.8	1.8	1.4	1.4	1.4	1.4	1.4	1.4	1.4	0.3	999.4
140,0°	1.4	1.4	1.4	1.4	1.4	1.4	1.4	1.4	1.1	1.4	0.7	0.2	999.6
142,5°	1.4	1.4	1.4	1.4	1.4	1.4	1.1	1.1	1.1	0.7	0.7	0.2	999.8
145,0°	1.4	1.4	1.4	1.4	1.4	1.4	1.1	0.7	0.7	0.7	0.7	0.1	999.9
147,5°	1.1	1.1	0.7	0.7	1.1	0.7	0.7	0.7	0.7	0.7	0.7	0.1	1000.0
150,0°	0.0	0.0	0.0	0.0	0.0	0.0	0.0	0.0	0.0	0.0	0.0	0.0	1000.0
165,0°	0.0	0.0	0.0	0.0	0.0	0.0	0.0	0.0	0.0	0.0	0.0	0.0	1000.0
180,0°	0.0	0.0	0.0	0.0	0.0	0.0	0.0	0.0	0.0	0.0	0.0	0.0	1000.0

## Photometric test report

<b>Family</b> <b>LANTERN CLASSIC LED</b>	<b>Order number: 5XA5245EF14H000022</b> <b>EAN: 4058352635162</b>	<b>LP number</b> <b>57124_33</b>
---	--	-------------------------------------

<b>Dimming levels table</b>	environmental temperature: 25°C	<b>siteco</b>
-----------------------------	---------------------------------	---------------

Luminous flux %	Dimming level linear	Dimming level logarithmic	Luminous flux [lm]	Power consumption [W]	Power consumption [W]	Power consumption [W]
				start of lifetime	end of lifetime	average
100	254	254	1380	10.5	10.8	10.6
95	241	252	1309	10.0	10.3	10.2
90	229	250	1244	9.4	9.8	9.6
85	216	248	1174	8.9	9.2	9.0
80	203	246	1103	8.3	8.7	8.5
75	190	243	1032	7.8	8.1	8.0
70	178	241	967	7.3	7.6	7.4
65	165	238	896	6.9	7.1	7.0
60	152	235	826	6.4	6.6	6.5
55	140	232	761	5.9	6.1	6.0
50	127	229	690	5.4	5.6	5.5
45	114	225	619	5.0	5.2	5.1
40	102	221	554	4.6	4.7	4.6
35	89	216	484	4.1	4.3	4.2
30	76	210	413	3.7	3.8	3.8
28	72	208	391	3.5	3.7	3.6