
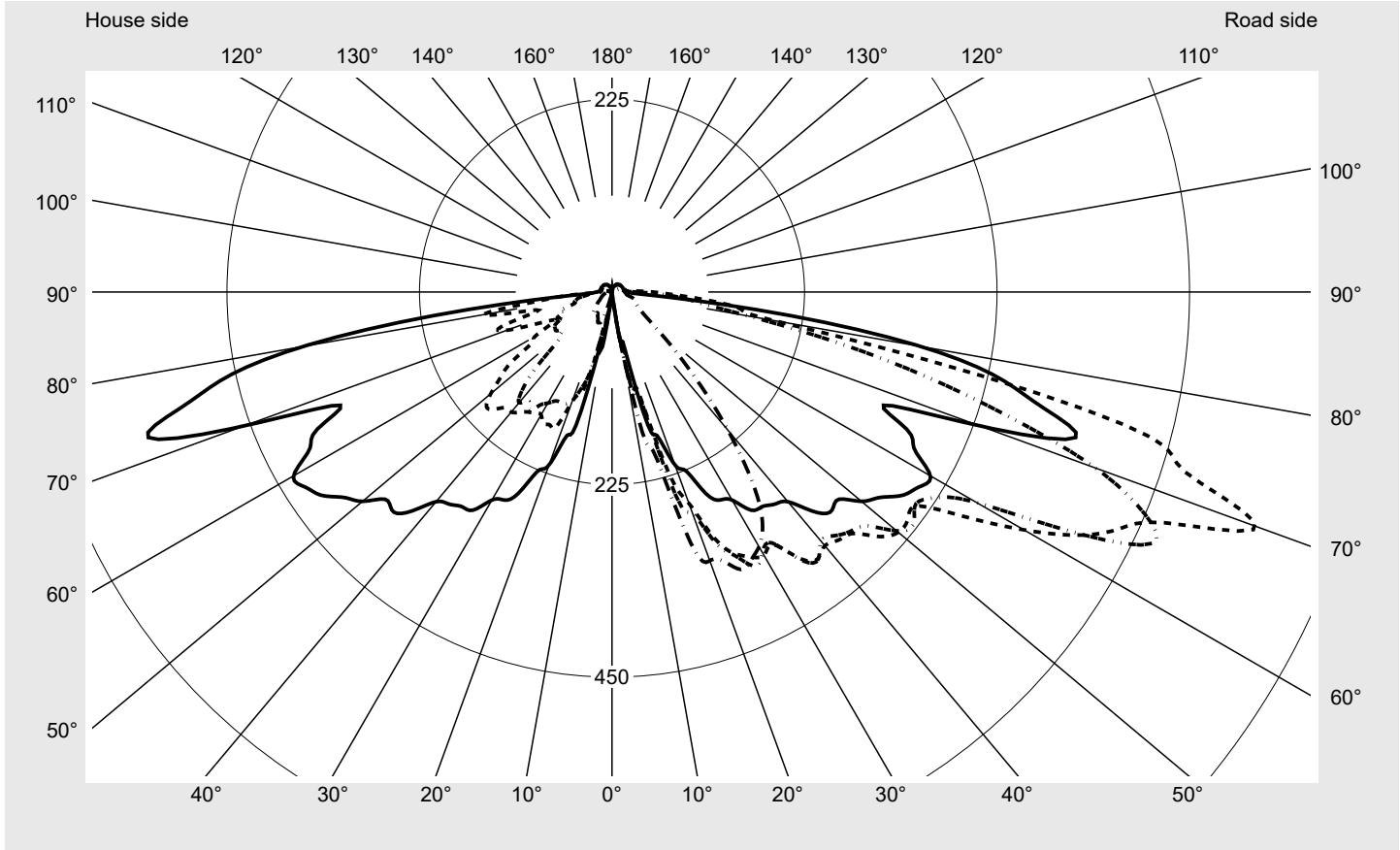


Photometric test report

Family CITY-LIGHT 260 LED	Order number: 5XA5295BF14H EAN: 4058352835654	LP number 57136_53
	Version post-top- or mounting to wall arm Optic asymmetric, extremely wide distribution (P1.0a) Cover cover transparent, PMMA Lamps LED 2200 K CRI ≥ 70 Controlgear ECG SITECO iQ Rated values Net luminous flux = 1510 lm Power consumption = 12.9 W Luminous efficacy = 117.1 lm/W	serial documentation 08.07.2022



Luminous intensity in cd/klm C180-0 C195-15 C200-20 C270-90 **Imax: 801 cd/klm**



Luminaire output ratios	
Eta	100.0%
Eta 0° - 90°	93.4%
Eta 90° - 180°	6.6%

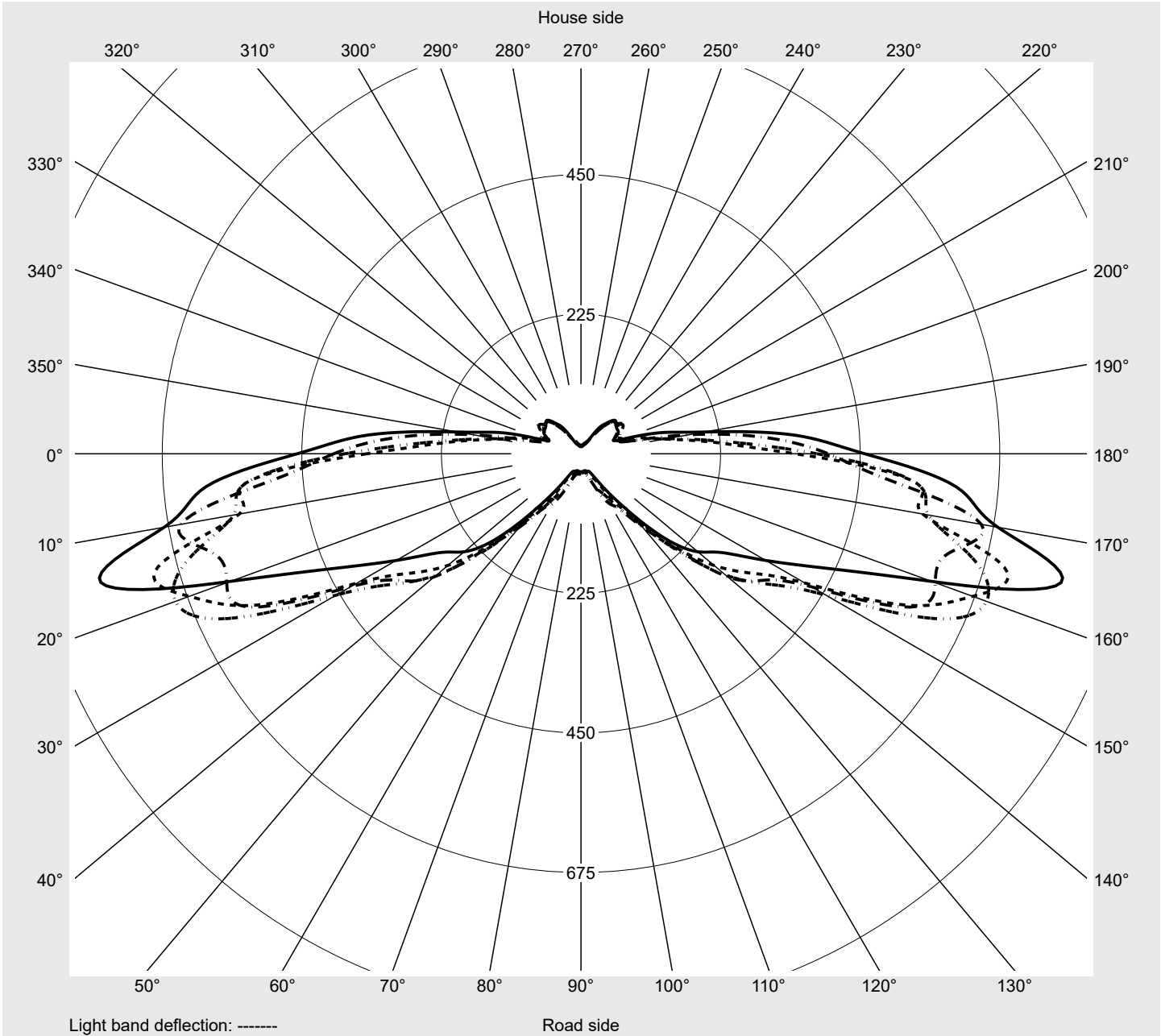
Luminous intensity class acc. to EN13201-2	
Class:	---
Imax 70°	801.4
Imax 80°	366.5
Imax 90°	47.5
Imax >90°	27.6
Imax >95°	15.4

Measurement conditions
DIN EN 13032 and DIN 5032

Photometric test report

Family CITY-LIGHT 260 LED	Order number: 5XA5295BF14H EAN: 4058352835654	LP number 57136_53
--	--	-------------------------------------

Envelope curve in cd/klm **KMK 70°** **KMK 67.5°** **KMK 65°** **KMK 62.5°** **siteco**



Photometric test report

Family CITY-LIGHT 260 LED	Order number: 5XA5295BF14H EAN: 4058352835654	LP number 57136_53
--	--	-------------------------------------

siteco

Table of values for luminous intensities Maximum luminous intensity

C-planes	0° 180°	5° 175°	10° 170°	15° 165°	20° 160°	25° 155°	30° 150°	35° 145°	40° 140°	45° 135°	50° 130°	55° 125°	60° 120°
γ	Luminous intensity in cd/klm												
0,0°	1.9	1.9	1.9	1.9	1.9	1.9	1.9	1.9	1.9	1.9	1.9	1.9	1.9
2,5°	1.6	1.6	1.6	1.6	1.6	1.6	1.6	1.6	1.6	1.6	1.9	1.9	2.2
5,0°	3.2	2.9	2.9	2.9	2.9	2.9	2.9	2.9	3.2	3.2	3.2	3.2	3.2
7,5°	7.7	10.3	12.5	15.1	17.0	18.3	16.7	14.5	14.5	17.0	15.7	14.1	13.5
10,0°	66.2	72.9	73.2	76.4	76.1	74.8	72.6	64.2	53.6	47.9	33.4	40.2	52.4
12,5°	63.6	79.7	92.5	116.0	126.9	121.1	117.6	100.5	108.6	94.4	75.2	104.7	119.5
15,0°	158.7	128.8	120.8	125.6	132.3	141.0	151.6	164.5	174.1	188.9	196.9	210.1	238.3
17,5°	176.3	210.4	211.4	224.2	252.5	259.5	243.1	243.5	277.5	286.5	266.0	259.5	281.1
20,0°	215.2	243.1	268.2	262.7	274.6	272.4	282.0	286.5	319.6	328.3	333.1	343.7	345.3
22,5°	226.4	281.4	301.3	310.0	318.0	331.8	324.7	343.0	366.8	374.5	357.2	359.1	368.4
25,0°	260.2	307.4	328.3	336.9	339.8	349.1	348.5	357.5	363.3	376.1	370.0	365.8	364.9
27,5°	274.0	307.1	330.2	348.8	361.0	364.2	369.4	353.0	364.2	365.8	359.1	363.0	363.0
30,0°	280.7	312.8	330.2	355.2	351.7	368.1	373.6	364.9	359.4	358.5	353.3	351.1	346.6
32,5°	302.3	323.8	346.6	349.8	347.5	364.6	364.9	360.1	358.1	356.9	337.9	333.4	317.3
35,0°	306.1	342.4	359.1	378.7	380.6	378.4	371.0	362.3	354.9	350.8	323.1	306.7	287.5
37,5°	312.5	344.6	367.5	393.8	395.1	387.4	373.6	359.4	349.8	345.9	306.4	283.6	253.7
40,0°	319.9	355.6	367.8	387.0	380.3	380.6	373.2	362.6	341.8	326.3	286.8	248.9	226.8
42,5°	347.5	366.2	384.8	392.8	386.1	378.4	367.8	352.4	329.2	305.5	263.4	223.6	202.7
45,0°	362.3	366.2	385.8	398.9	395.1	386.4	369.1	348.5	321.8	283.6	241.5	195.3	175.7
47,5°	358.8	382.6	417.9	423.0	404.7	396.4	369.4	338.9	310.6	265.0	213.6	182.8	165.4
50,0°	380.6	405.0	432.7	436.8	434.3	422.7	387.7	345.9	306.7	241.2	179.6	163.2	151.9
52,5°	394.4	425.9	439.7	435.9	444.5	441.7	401.8	342.4	299.7	222.6	159.0	149.7	135.9
55,0°	414.3	446.5	460.0	435.9	433.0	445.8	402.1	342.7	292.9	217.5	150.0	138.8	118.5
57,5°	424.6	465.4	541.9	488.5	447.4	448.1	395.4	342.7	296.1	213.3	150.6	124.0	100.9
60,0°	429.8	495.3	618.6	556.0	492.1	497.5	402.5	351.4	303.2	218.1	156.7	116.6	91.9
62,5°	398.6	502.4	655.2	615.4	607.7	584.9	428.8	355.9	308.7	216.2	154.8	109.2	93.5
65,0°	380.6	542.5	568.5	654.6	695.7	628.6	455.8	366.2	304.2	222.9	147.8	106.3	77.4
67,5°	345.3	542.8	559.2	706.3	672.0	577.2	416.9	335.7	280.1	209.4	137.2	95.1	53.0
70,0°	457.4	606.4	682.2	801.4	601.6	436.8	344.0	277.8	245.7	195.3	124.6	74.8	44.6
72,5°	567.2	686.1	792.4	704.1	489.8	335.0	244.1	182.1	193.7	178.6	117.6	57.8	34.7
75,0°	521.0	489.2	663.9	648.2	377.4	238.0	163.5	131.0	126.6	116.6	84.8	52.0	28.3
77,5°	462.8	373.6	452.9	412.4	263.7	157.4	125.9	114.7	93.5	64.9	41.8	27.6	20.2
80,0°	366.5	289.4	223.2	191.1	162.8	115.0	98.0	79.0	54.0	40.8	31.8	22.8	18.3
82,5°	207.5	154.5	112.7	151.6	109.5	82.5	70.3	57.2	26.3	20.6	18.6	19.9	17.0
85,0°	55.9	48.8	80.9	113.7	84.2	62.3	46.6	35.7	21.2	17.3	16.1	16.1	16.4
87,5°	21.8	34.4	57.5	71.9	56.5	34.7	28.3	22.2	17.0	15.4	15.4	15.4	15.4
90,0°	18.0	21.2	34.4	47.5	27.6	19.0	19.6	16.7	15.1	15.1	15.1	14.8	15.4
92,5°	15.7	17.3	27.6	26.7	17.0	16.4	16.7	15.1	15.1	15.1	15.1	15.1	14.8
95,0°	14.8	15.7	19.9	15.1	15.1	15.1	15.1	15.1	15.1	15.1	15.1	15.1	14.8
97,5°	14.1	14.1	14.8	15.1	15.1	15.1	15.1	15.1	15.1	15.1	14.8	15.1	15.1
100,0°	13.8	14.1	14.5	14.8	14.8	15.1	15.1	15.1	15.1	15.1	15.1	15.1	15.4
102,5°	13.8	14.1	14.5	14.8	14.8	15.1	15.1	15.1	15.1	15.1	15.1	15.4	15.4
105,0°	13.5	14.1	14.5	14.8	14.8	14.8	15.1	15.1	15.1	15.1	15.1	15.1	15.4
107,5°	13.5	14.1	14.1	14.5	14.8	14.8	14.8	14.8	15.1	15.1	15.1	15.1	15.1
110,0°	13.5	13.8	14.1	14.5	14.8	14.8	14.8	14.8	15.1	15.1	14.8	15.1	15.1
112,5°	13.5	13.8	14.1	14.5	14.5	14.5	14.8	14.8	14.8	14.8	15.1	15.1	15.1

Photometric test report

Family CITY-LIGHT 260 LED	Order number: 5XA5295BF14H EAN: 4058352835654	LP number 57136_53
Table of values for luminous intensities		Maximum luminous intensity
		siteco

C-planes	65° 115°	70° 110°	75° 105°	80° 100°	85° 95°	90°	185° 355°	190° 350°	195° 345°	200° 340°	205° 335°	210° 330°	215° 325°
γ	Luminous intensity in cd/klm												
0,0°	1.9	1.9	1.9	1.9	1.9	1.9	1.9	1.9	1.9	1.9	1.9	1.9	1.9
2,5°	2.6	2.6	2.6	2.9	2.9	3.2	1.6	1.6	1.6	1.6	1.6	1.6	1.6
5,0°	3.5	3.9	3.9	4.2	4.2	4.5	2.6	2.2	2.2	2.2	2.2	2.2	2.6
7,5°	15.4	15.1	13.5	12.5	11.6	10.9	6.1	5.1	4.5	3.9	3.5	3.2	3.2
10,0°	54.6	65.5	67.8	69.1	67.5	67.5	67.1	57.8	45.3	37.3	24.4	21.2	12.5
12,5°	140.0	160.9	158.0	166.7	167.0	176.0	53.6	45.3	35.7	37.9	41.4	46.3	47.5
15,0°	248.0	242.8	228.4	221.0	202.7	200.4	127.8	131.4	98.6	91.2	91.2	85.1	75.2
17,5°	296.1	302.6	302.9	310.9	305.8	310.3	147.1	160.3	124.9	117.6	110.8	90.6	82.9
20,0°	348.5	350.1	344.3	341.8	329.6	334.0	181.8	169.0	136.5	134.9	123.0	108.2	92.5
22,5°	362.3	354.0	344.6	343.0	336.6	340.5	198.2	203.3	170.6	141.3	130.1	118.2	106.0
25,0°	360.1	356.2	351.4	356.2	352.7	357.8	236.4	218.1	171.5	142.3	124.9	110.8	97.3
27,5°	349.5	340.8	345.6	350.1	347.2	352.7	243.1	223.6	173.4	143.6	127.2	124.3	104.4
30,0°	327.0	324.4	330.5	339.8	337.6	343.7	248.6	212.0	165.7	150.0	133.6	121.4	89.9
32,5°	302.9	304.5	312.2	321.2	321.5	327.6	266.0	227.4	167.7	156.7	148.4	118.8	88.3
35,0°	273.7	277.8	287.8	293.6	294.5	299.4	278.8	235.4	171.2	167.7	149.0	118.2	96.4
37,5°	245.4	252.1	255.7	257.3	255.0	257.0	280.4	232.9	177.0	160.3	137.5	92.5	92.2
40,0°	226.1	226.4	223.2	216.8	211.0	210.7	289.7	216.5	183.1	169.0	109.5	83.5	89.6
42,5°	202.7	200.4	189.5	177.6	169.0	167.0	304.8	226.1	183.4	155.1	79.3	76.8	84.5
45,0°	170.2	167.7	157.1	141.0	131.0	127.2	314.5	235.4	193.7	127.5	64.9	73.6	80.3
47,5°	146.5	139.1	128.5	110.8	101.2	97.0	319.0	234.5	198.8	88.0	63.0	71.9	77.4
50,0°	130.7	114.7	103.1	87.0	77.1	71.9	324.1	243.8	185.0	80.0	66.5	71.3	75.2
52,5°	113.7	95.7	84.5	69.1	61.7	55.9	330.2	244.4	164.5	72.6	72.3	71.3	73.6
55,0°	98.3	79.3	69.4	57.5	49.5	45.6	336.9	261.1	144.5	79.0	76.4	73.2	74.5
57,5°	85.8	67.8	55.6	45.0	40.5	39.8	353.6	259.2	110.8	78.7	79.3	74.2	77.1
60,0°	74.8	53.6	45.6	37.9	36.0	36.0	353.3	227.7	104.1	76.8	76.4	76.1	80.3
62,5°	69.4	45.9	36.3	33.1	33.1	32.8	299.4	176.0	77.1	68.1	69.4	75.5	81.9
65,0°	63.0	44.6	33.1	30.5	30.8	30.8	229.3	139.7	78.4	70.3	62.3	72.9	83.8
67,5°	43.0	34.0	30.2	28.9	29.6	29.6	213.9	136.5	99.9	60.4	59.1	67.1	73.6
70,0°	31.8	30.2	28.3	27.9	28.9	28.9	345.3	202.0	130.7	64.9	60.7	69.4	70.7
72,5°	27.3	24.4	25.7	26.3	27.0	27.0	469.9	210.4	136.5	47.9	55.6	69.1	65.2
75,0°	22.8	22.5	23.1	24.1	23.8	23.8	464.1	207.2	96.0	45.3	51.4	61.3	61.3
77,5°	20.9	20.9	20.9	20.6	19.9	19.3	344.3	267.9	102.8	42.7	50.1	54.9	58.5
80,0°	19.9	19.3	19.0	18.3	18.0	17.3	172.8	304.2	152.9	39.2	44.6	44.6	49.8
82,5°	17.7	18.0	17.3	16.7	16.7	16.7	131.7	124.3	97.3	30.5	37.9	34.7	34.4
85,0°	16.4	16.7	16.1	16.1	16.1	16.1	84.8	44.0	59.4	25.7	29.6	27.6	27.9
87,5°	15.4	15.4	15.4	15.4	15.4	15.4	29.9	15.7	20.9	19.3	23.8	24.1	23.4
90,0°	14.8	15.1	14.8	15.1	15.1	14.8	14.8	13.8	14.8	16.7	20.2	20.6	18.0
92,5°	14.8	14.8	14.8	14.8	14.8	14.8	13.8	13.2	13.8	15.4	16.7	15.1	12.8
95,0°	15.1	14.8	14.8	15.1	15.1	15.4	13.5	12.8	12.5	12.5	11.9	10.6	9.6
97,5°	15.1	14.8	15.4	14.8	15.1	14.8	13.5	12.8	12.2	11.2	10.9	9.6	9.3
100,0°	15.4	15.4	15.4	15.4	15.4	15.4	13.5	12.8	12.2	11.6	10.9	10.3	9.3
102,5°	15.4	15.4	15.4	15.4	15.4	14.1	13.5	12.8	12.2	11.6	10.9	10.3	9.6
105,0°	15.4	15.4	15.4	15.4	15.1	12.8	13.2	12.5	12.2	11.6	10.9	10.3	9.6
107,5°	15.4	15.4	15.4	15.4	14.8	12.8	12.8	12.5	12.2	11.6	10.9	10.3	9.6
110,0°	15.4	15.4	15.4	15.4	14.5	12.2	12.8	12.5	12.2	11.6	10.9	10.3	9.3
112,5°	15.1	15.1	15.4	15.4	14.1	11.6	12.8	12.2	12.2	11.6	10.9	10.3	9.6

Photometric test report

Family CITY-LIGHT 260 LED	Order number: 5XA5295BF14H EAN: 4058352835654	LP number 57136_53
Table of values for luminous intensities		Maximum luminous intensity
		siteco

C-planes	220° 320°	225° 315°	230° 310°	235° 305°	240° 300°	245° 295°	250° 290°	255° 285°	260° 280°	265° 275°	270°	Phi-zone	Total Phi-zone
γ	Luminous intensity in cd/klm											Luminous flux in lm/klm	
0,0°	1.9	1.9	1.9	1.9	1.9	1.9	1.9	1.9	1.9	1.9	1.9	0.0	0.0
2,5°	1.9	1.9	1.9	2.2	2.2	2.6	2.6	2.6	2.6	2.9	2.6	0.0	0.0
5,0°	2.6	2.6	2.6	2.6	2.9	2.9	2.9	2.6	2.9	2.9	2.6	0.1	0.1
7,5°	3.2	3.2	2.9	2.9	2.9	2.9	2.9	2.9	3.2	2.9	3.2	0.3	0.4
10,0°	6.1	4.8	4.2	3.5	3.5	3.5	3.5	3.2	3.2	2.9	3.2	1.9	2.4
12,5°	44.6	34.7	27.3	19.6	11.9	7.7	6.1	3.9	3.9	3.5	3.2	4.4	6.8
15,0°	67.5	69.1	61.0	47.5	26.7	20.9	15.4	17.3	17.0	14.1	10.9	8.7	15.5
17,5°	67.8	55.9	40.2	31.8	22.8	23.4	29.6	32.8	30.5	27.0	25.7	13.9	29.4
20,0°	74.5	82.5	80.6	71.0	54.6	40.8	31.5	31.5	31.8	34.7	37.3	18.6	48.0
22,5°	90.3	75.8	65.2	61.7	47.9	45.0	42.4	41.4	39.8	38.2	38.5	22.8	70.8
25,0°	81.9	65.8	54.0	46.9	44.6	45.6	43.7	40.2	36.9	38.5	39.2	25.9	96.7
27,5°	75.8	52.4	45.0	44.0	43.7	44.6	42.1	38.5	36.6	35.0	35.3	28.3	125.0
30,0°	63.3	50.1	47.9	46.9	46.6	45.6	40.5	34.0	32.4	33.1	33.4	30.1	155.1
32,5°	65.2	59.1	55.9	54.0	50.1	45.3	39.5	34.7	31.8	30.8	30.8	32.1	187.2
35,0°	88.7	79.7	71.3	64.6	57.5	48.5	39.2	33.7	30.5	29.6	29.6	34.3	221.5
37,5°	87.7	80.3	72.9	66.8	61.3	53.0	45.3	38.9	33.7	31.5	31.5	35.4	256.9
40,0°	85.4	76.1	68.7	63.3	58.5	50.8	43.0	36.9	34.7	34.4	34.7	35.6	292.5
42,5°	80.9	73.9	67.5	62.3	57.5	49.1	42.4	36.0	33.4	31.8	32.1	35.9	328.4
45,0°	79.3	73.9	66.2	60.4	54.3	45.9	38.2	33.1	30.2	28.3	28.9	35.9	364.4
47,5°	77.7	73.9	66.2	58.5	51.1	42.4	35.0	29.6	27.9	25.7	26.3	36.3	400.6
50,0°	74.8	69.7	63.0	54.6	47.2	38.5	31.2	26.7	24.1	22.8	23.1	37.0	437.6
52,5°	73.6	69.1	62.3	50.8	44.0	36.0	28.9	23.8	21.8	20.2	21.2	37.5	475.2
55,0°	72.6	65.8	59.1	46.3	39.8	32.1	26.0	21.5	19.3	18.3	18.6	38.2	513.4
57,5°	71.6	64.2	58.5	43.4	36.0	29.9	23.4	19.3	17.3	16.4	16.7	39.7	553.1
60,0°	73.2	66.5	58.8	40.2	33.1	27.0	21.2	17.7	15.7	15.4	15.4	42.0	595.1
62,5°	72.6	71.3	59.7	40.2	29.6	24.1	19.6	16.4	14.5	14.1	14.1	43.8	638.8
65,0°	75.8	73.6	58.8	40.2	26.3	21.8	18.0	15.4	13.8	12.8	13.5	44.6	683.5
67,5°	73.6	72.9	60.1	42.4	24.7	19.6	16.7	14.5	12.8	12.2	12.2	43.5	726.9
70,0°	73.9	76.4	64.6	51.1	27.3	18.0	15.4	13.5	12.2	11.6	11.6	45.6	772.5
72,5°	72.6	69.4	52.4	45.9	29.6	16.7	14.5	12.5	11.2	10.6	10.3	44.5	817.0
75,0°	67.1	53.3	48.5	32.4	23.4	14.8	13.2	11.6	10.6	9.6	9.6	37.1	854.1
77,5°	63.9	43.4	36.6	21.8	17.7	14.1	12.2	10.6	9.6	9.0	8.4	28.9	883.0
80,0°	41.1	32.8	26.0	21.8	18.0	13.5	11.2	9.6	8.7	8.0	7.7	21.0	904.0
82,5°	27.6	25.4	20.9	22.8	17.3	12.5	10.6	8.7	7.7	7.7	7.1	13.6	917.6
85,0°	22.2	19.6	18.6	18.6	14.8	10.6	9.3	8.0	7.4	7.1	6.4	8.7	926.2
87,5°	19.0	15.7	14.1	14.1	11.6	8.7	7.7	7.1	6.4	6.4	6.4	5.8	932.0
90,0°	14.8	11.9	9.6	8.7	7.7	7.1	6.4	5.8	5.8	5.5	5.1	4.3	936.3
92,5°	10.6	9.3	8.0	7.1	6.4	5.8	5.1	5.1	4.5	4.5	4.5	3.6	940.0
95,0°	8.7	8.4	7.7	7.1	6.4	5.8	5.1	5.1	4.8	4.5	4.5	3.3	943.3
97,5°	8.7	8.4	7.7	7.1	6.4	5.8	5.8	5.1	4.8	4.8	4.5	3.2	946.4
100,0°	9.0	8.4	7.7	7.1	6.4	6.1	5.8	5.1	4.8	4.8	4.5	3.2	949.6
102,5°	9.0	8.4	7.7	7.1	6.4	6.4	5.8	5.1	5.1	5.1	4.5	3.2	952.8
105,0°	9.0	8.4	7.7	7.1	6.4	6.4	5.8	5.1	5.1	5.1	4.5	3.1	955.9
107,5°	9.0	8.4	7.7	7.1	6.4	6.4	5.8	5.8	5.1	5.1	4.5	3.1	959.0
110,0°	8.7	8.4	7.7	7.1	6.4	6.4	5.8	5.8	5.1	5.1	3.9	3.0	962.0
112,5°	9.0	8.4	7.7	7.1	6.7	6.4	5.8	5.8	5.1	4.8	3.2	2.9	965.0

Photometric test report

Family CITY-LIGHT 260 LED	Order number: 5XA5295BF14H EAN: 4058352835654	LP number 57136_53
-------------------------------------	--	------------------------------

Table of values for luminous intensities	Maximum luminous intensity	siteco
---	-----------------------------------	---------------

C-planes	0° 180°	5° 175°	10° 170°	15° 165°	20° 160°	25° 155°	30° 150°	35° 145°	40° 140°	45° 135°	50° 130°	55° 125°	60° 120°
γ	Luminous intensity in cd/klm												
115,0°	13.5	13.8	14.1	14.1	14.5	14.5	14.8	14.8	14.8	14.8	14.8	15.1	15.1
117,5°	13.2	13.5	14.1	14.1	14.1	14.5	14.5	14.5	14.5	14.8	14.8	14.8	14.8
120,0°	12.8	13.5	13.8	14.1	14.1	14.1	14.1	14.5	14.5	14.8	14.8	14.8	14.8
122,5°	12.8	13.5	13.5	13.8	14.1	14.1	14.1	14.1	14.1	14.1	14.1	14.5	14.5
125,0°	12.8	12.8	13.5	13.5	13.8	13.8	13.8	14.1	14.1	14.1	14.1	14.1	14.1
127,5°	12.8	12.8	13.2	13.5	13.5	13.5	13.8	13.8	13.8	13.8	13.8	14.1	14.1
130,0°	12.2	12.8	12.8	12.8	13.5	13.5	13.5	13.5	13.5	13.5	13.5	13.8	13.5
132,5°	12.2	12.2	12.8	12.8	12.8	13.2	13.5	13.5	13.5	13.5	13.5	13.5	13.5
135,0°	12.2	12.2	12.2	12.8	12.8	12.8	12.8	12.8	12.8	13.2	13.2	13.2	12.8
137,5°	11.6	11.9	12.2	12.2	12.5	12.5	12.8	12.8	12.8	12.8	12.8	12.8	12.8
140,0°	10.9	11.6	11.6	11.9	12.2	12.2	12.2	12.2	12.2	12.2	12.2	12.8	12.5
142,5°	10.9	10.9	11.2	11.6	11.6	11.6	11.9	11.9	12.2	12.2	12.2	12.2	12.2
145,0°	10.3	10.9	10.9	10.9	10.9	11.2	11.6	11.6	11.6	11.6	11.6	11.6	11.6
147,5°	10.3	10.3	10.3	10.9	10.9	10.9	10.9	11.2	11.2	11.6	11.6	11.6	11.6
150,0°	9.6	9.6	10.3	10.3	10.3	10.9	10.9	10.9	10.9	10.9	10.9	10.9	10.9
165,0°	5.1	5.1	5.8	5.8	5.8	5.8	5.8	5.8	5.8	5.8	5.8	5.8	5.1
180,0°	0.0	0.0	0.0	0.0	0.0	0.0	0.0	0.0	0.0	0.0	0.0	0.0	0.0

Photometric test report

Family CITY-LIGHT 260 LED	Order number: 5XA5295BF14H EAN: 4058352835654	LP number 57136_53
		siteco

C-planes	65° 115°	70° 110°	75° 105°	80° 100°	85° 95°	90°	185° 355°	190° 350°	195° 345°	200° 340°	205° 335°	210° 330°	215° 325°
γ	Luminous intensity in cd/klm												
115,0°	15.1	15.1	15.1	14.8	12.5	7.7	12.8	12.2	12.2	11.6	10.9	10.3	9.6
117,5°	14.8	14.8	14.8	14.8	10.6	4.5	12.8	12.2	11.9	11.2	10.9	10.3	9.6
120,0°	14.8	14.8	14.8	14.8	9.3	4.5	12.8	12.2	11.9	11.2	10.9	10.3	9.6
122,5°	14.8	14.5	14.8	14.5	8.4	3.9	12.5	12.2	11.6	10.9	10.9	10.3	9.6
125,0°	14.1	14.1	14.1	13.8	7.7	3.9	12.2	12.2	11.6	10.9	10.6	10.0	9.6
127,5°	14.1	14.1	14.1	13.5	7.1	3.9	12.2	11.6	11.6	10.9	10.3	10.0	9.6
130,0°	13.8	13.8	14.1	12.5	6.7	3.9	12.2	11.6	11.6	10.9	10.3	10.0	9.3
132,5°	13.5	13.5	13.5	11.2	6.4	3.9	11.6	11.6	10.9	10.6	10.3	9.6	9.0
135,0°	13.2	12.8	12.8	10.3	6.1	3.9	11.6	10.9	10.9	10.3	10.3	9.6	9.0
137,5°	12.8	12.8	12.8	9.3	5.8	3.9	11.6	10.9	10.9	10.3	9.6	9.3	9.0
140,0°	12.5	12.5	11.9	8.4	5.5	3.9	10.9	10.3	10.3	9.6	9.3	9.0	8.4
142,5°	12.2	12.2	10.9	7.7	5.1	3.9	10.3	10.3	10.0	9.6	9.0	9.0	8.4
145,0°	11.6	11.6	10.0	7.4	5.1	3.9	10.3	9.6	9.6	9.0	9.0	8.4	8.4
147,5°	11.6	10.9	9.0	7.1	5.1	3.9	9.6	9.6	9.0	9.0	8.4	8.4	7.7
150,0°	10.9	10.0	8.0	6.7	4.8	3.9	9.6	9.0	9.0	8.4	8.4	8.0	7.7
165,0°	4.8	4.5	3.9	3.2	3.2	2.6	5.1	5.1	4.5	4.5	4.5	4.5	3.9
180,0°	0.0	0.0	0.0	0.0	0.0	0.0	0.0	0.0	0.0	0.0	0.0	0.0	0.0

C-planes	220° 320°	225° 315°	230° 310°	235° 305°	240° 300°	245° 295°	250° 290°	255° 285°	260° 280°	265° 275°	270°	Phi-zone	Total Phi-zone
γ	Luminous intensity in cd/klm											Luminous flux in lm/klm	
115,0°	9.0	8.4	7.7	7.1	7.1	6.4	6.4	5.8	5.5	4.5	2.6	2.9	967.8
117,5°	9.0	8.4	7.7	7.1	7.1	6.4	5.8	5.8	5.8	3.9	2.6	2.7	970.5
120,0°	9.0	8.4	7.7	7.4	7.1	6.4	6.4	5.8	5.5	3.9	1.9	2.7	973.2
122,5°	9.0	8.4	7.7	7.7	7.1	6.4	6.4	5.8	5.8	3.9	2.6	2.6	975.8
125,0°	9.0	8.4	7.7	7.4	7.1	6.4	6.4	5.8	5.5	3.9	1.9	2.4	978.2
127,5°	9.0	8.4	7.7	7.7	7.1	6.4	6.4	6.1	5.1	3.9	2.6	2.3	980.5
130,0°	9.0	8.4	8.0	7.7	7.1	6.7	6.4	6.1	5.1	3.9	2.6	2.2	982.8
132,5°	9.0	8.4	7.7	7.7	7.1	6.7	6.4	5.8	4.5	3.9	2.6	2.1	984.8
135,0°	8.7	8.0	7.7	7.4	7.1	6.7	6.4	5.8	4.5	3.9	2.6	2.0	986.8
137,5°	8.4	8.0	7.7	7.1	7.1	6.4	6.4	5.8	4.5	3.5	2.6	1.8	988.6
140,0°	8.4	7.7	7.4	7.1	6.7	6.4	6.1	5.5	4.5	3.2	2.6	1.7	990.3
142,5°	7.7	7.7	7.1	7.1	6.4	6.4	5.8	5.1	4.2	3.2	2.6	1.5	991.8
145,0°	7.7	7.7	7.1	7.1	6.4	6.4	5.8	4.8	4.5	3.2	2.6	1.4	993.2
147,5°	7.7	7.1	7.1	7.1	6.4	6.4	5.8	4.5	4.2	3.5	3.2	1.3	994.5
150,0°	7.4	7.1	7.1	6.4	6.4	6.1	5.1	4.5	3.9	3.5	3.2	3.6	998.1
165,0°	3.9	3.9	3.5	3.2	3.2	2.9	2.6	2.6	2.6	2.6	1.9	1.9	1000.0
180,0°	0.0	0.0	0.0	0.0	0.0	0.0	0.0	0.0	0.0	0.0	0.0	0.0	1000.0

Photometric test report

Family CITY-LIGHT 260 LED	Order number: 5XA5295BF14H EAN: 4058352835654	LP number 57136_53
-------------------------------------	--	------------------------------

Dimming levels table	environmental temperature: 25°C	siteco
-----------------------------	---------------------------------	---------------

Luminous flux %	Dimming level linear	Dimming level logarithmic	Luminous flux [lm]	Power consumption [W]	Power consumption [W]	Power consumption [W]
				start of lifetime	end of lifetime	average
100	254	254	1510	12.9	13.3	13.1
95	241	252	1433	12.2	12.6	12.4
90	229	250	1361	11.5	11.9	11.7
85	216	248	1284	10.7	11.1	10.9
80	203	246	1207	10.1	10.5	10.3
75	190	243	1130	9.4	9.8	9.6
70	178	241	1058	8.9	9.1	9.0
65	165	238	981	8.2	8.4	8.3
60	152	235	904	7.6	7.8	7.7
55	140	232	832	7.0	7.2	7.1
50	127	229	755	6.4	6.6	6.5
45	114	225	678	5.8	6.0	5.9
40	102	221	606	5.3	5.4	5.4
35	89	216	529	4.8	4.9	4.8
30	76	210	452	4.3	4.3	4.3
25	63	203	375	3.7	3.8	3.8
24	60	201	357	3.5	3.7	3.6