
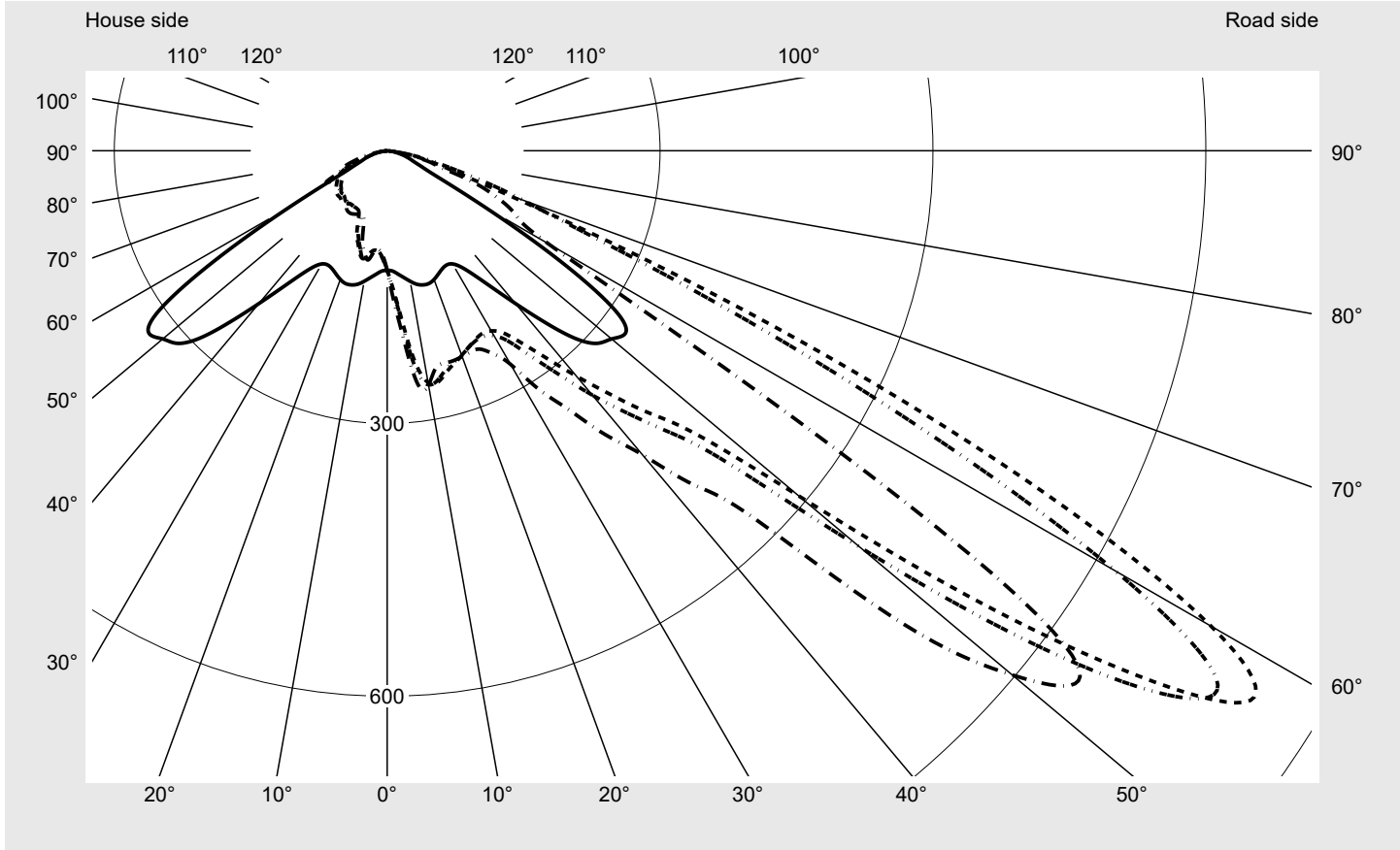


# Photometric test report

<b>Family</b> <b>Floodlight FL21 mini</b>	<b>Order number: 5XA7771C2E1A</b> <b>EAN: 4058352652732</b>	<b>LP number</b> <b>59252_135</b>
	<b>Version</b> mounting bracket <b>Optic</b> asymmetric distribution PL64 <b>Cover</b> toughened safety glass <b>Lamps</b> LED 3000 K   CRI ≥ 70 <b>Controlgear</b> ECG SITECO iQ <b>Rated values</b> Net luminous flux = 11790 lm Power consumption = 87.2 W Luminous efficacy = 135.2 lm/W	<b>serial documentation</b> <b>26.08.2022</b>
		

**Luminous intensity in cd/klm** C180-0 C230-50 C235-55 C270-90 **Imax: 1125 cd/klm**



**Luminaire output ratios**

Eta	100.0%
Eta 0° - 90°	100.0%
Eta 90° - 180°	0.0%

**Luminous intensity class acc. to EN13201-2**

Class:	G6
Imax 70°	159.0
Imax 80°	26.3
Imax 90°	0.0
Imax >90°	0.0
Imax >95°	0.0

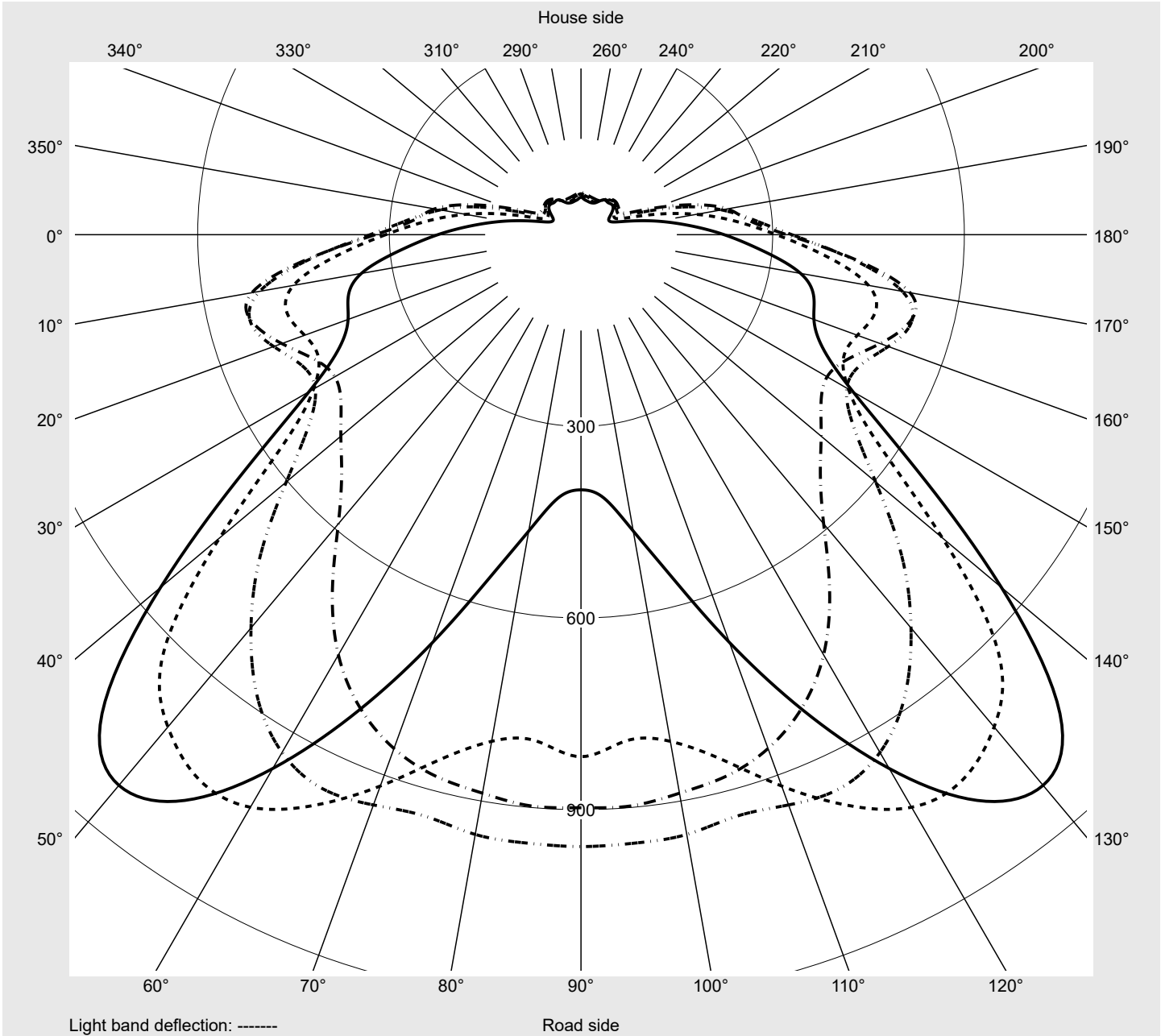
**Measurement conditions**

DIN EN 13032 and DIN 5032

**Photometric test report**

<b>Family</b> Floodlight FL21 mini	<b>Order number: 5XA7771C2E1A</b> <b>EAN: 4058352652732</b>	<b>LP number</b> 59252_135
---------------------------------------	--	-------------------------------

**Envelope curve in cd/klm**      **KMK 57.5°**    **KMK 55°**    **KMK 52.5°**    **KMK 50°**      **siteco**



## Photometric test report

<b>Family</b> Floodlight FL21 mini	<b>Order number: 5XA7771C2E1A</b> <b>EAN: 4058352652732</b>	<b>LP number</b> 59252_135
<b>Table of values for luminous intensities</b>		<b>Maximum luminous intensity</b>
		<b>siteco</b>

C-planes	0° 180°	5° 175°	10° 170°	15° 165°	20° 160°	25° 155°	30° 150°	35° 145°	40° 140°	45° 135°	50° 130°	55° 125°	60° 120°
γ	Luminous intensity in cd/klm												
0,0°	131.6	131.6	131.6	131.6	131.6	131.6	131.6	131.6	131.6	131.6	131.6	131.6	131.6
2,5°	132.4	134.5	136.5	138.6	140.7	142.9	145.0	147.2	149.3	151.1	152.6	154.1	155.5
5,0°	136.2	140.7	145.2	150.1	155.2	160.1	165.5	171.2	177.1	182.6	187.7	192.3	196.7
7,5°	140.7	147.8	155.4	163.1	171.8	181.2	191.0	201.4	212.6	224.1	234.3	242.3	248.0
10,0°	145.8	155.5	166.0	177.1	189.8	203.4	219.6	236.2	247.5	254.2	258.8	261.3	262.6
12,5°	150.4	163.4	176.8	191.2	208.5	228.7	244.2	253.7	259.4	261.0	260.3	258.1	255.4
15,0°	152.7	169.1	184.5	203.0	225.6	243.0	253.7	258.5	258.2	255.7	252.1	249.2	247.0
17,5°	153.0	171.4	189.1	213.7	236.0	249.5	254.3	253.6	250.3	247.3	245.3	243.9	243.1
20,0°	150.7	170.1	191.9	220.1	239.7	247.8	247.7	244.7	242.2	240.9	239.8	239.4	239.0
22,5°	146.9	167.3	194.1	222.9	239.1	241.1	238.4	236.2	234.8	234.0	233.9	234.1	234.5
25,0°	143.3	166.0	197.5	224.2	235.4	233.9	231.7	229.8	228.3	228.4	229.2	230.5	231.6
27,5°	141.6	168.5	202.2	227.6	232.9	229.8	227.0	224.2	223.4	224.5	226.5	230.0	233.3
30,0°	143.8	174.8	209.4	232.3	233.6	228.8	223.8	220.7	220.7	223.4	228.9	235.1	241.0
32,5°	151.9	186.1	221.0	239.6	236.5	229.5	222.7	220.1	222.5	229.3	237.7	248.7	261.9
35,0°	167.3	204.1	238.0	252.1	245.3	233.3	225.7	225.6	233.1	243.5	258.5	276.2	294.8
37,5°	189.9	231.0	265.4	275.9	263.2	243.1	234.5	238.8	249.7	266.6	287.4	310.3	332.0
40,0°	219.4	268.8	310.2	319.3	292.3	261.6	252.6	260.2	275.4	298.0	323.7	350.9	373.9
42,5°	255.2	318.2	376.2	379.5	329.0	294.5	282.7	290.6	310.0	334.9	363.8	392.0	416.1
45,0°	291.7	377.9	460.0	441.3	383.2	346.4	329.7	335.2	356.3	380.6	408.5	437.2	467.1
47,5°	313.5	422.4	510.1	492.7	444.3	404.7	385.1	390.6	412.4	433.9	462.3	509.0	567.3
50,0°	322.1	427.1	523.1	531.8	498.3	460.9	444.9	458.7	490.7	529.8	590.9	678.4	759.4
52,5°	330.0	423.0	510.7	534.9	511.8	482.8	480.3	520.0	602.2	709.6	803.6	883.3	935.9
55,0°	305.8	384.9	457.0	476.1	460.3	453.6	483.4	565.6	738.3	923.8	1005.9	1041.7	1034.9
57,5°	224.1	284.8	349.1	377.3	388.0	416.9	491.6	641.3	859.1	1060.2	1125.2	1081.1	964.9
60,0°	124.1	156.8	227.5	273.2	299.1	350.2	474.4	685.2	902.7	1047.0	1045.9	924.1	734.1
62,5°	63.0	73.0	129.6	185.8	222.2	266.7	381.8	564.4	742.6	853.1	813.5	664.6	495.2
65,0°	42.6	44.9	81.7	136.8	181.2	216.0	273.1	371.7	467.9	543.1	529.6	413.8	301.4
67,5°	32.5	35.5	54.9	89.0	121.0	143.7	166.0	206.7	241.9	283.0	278.9	234.8	203.4
70,0°	27.0	28.2	38.3	54.2	71.1	80.0	89.0	107.6	120.9	125.1	137.6	159.0	148.1
72,5°	22.1	22.7	23.8	26.1	38.7	50.0	53.3	52.6	32.7	50.1	82.7	108.4	102.1
75,0°	17.3	18.2	18.6	20.8	23.8	33.3	35.7	23.9	24.2	34.9	57.1	70.0	68.9
77,5°	12.3	13.6	14.7	16.3	17.7	23.3	23.2	18.2	17.8	23.1	38.9	47.5	44.6
80,0°	8.5	9.4	11.0	12.4	13.8	14.7	14.5	12.5	11.8	14.2	22.7	26.3	22.3
82,5°	5.6	6.1	7.7	9.0	10.5	10.4	9.4	8.1	7.1	7.6	12.0	10.9	9.5
85,0°	2.7	3.3	4.5	5.5	6.0	5.5	4.9	3.8	3.3	2.8	2.9	2.9	3.1
87,5°	1.1	1.2	1.4	1.6	1.6	1.4	1.2	1.0	1.0	1.0	1.0	1.0	1.1
90,0°	0.0	0.0	0.0	0.0	0.0	0.0	0.0	0.0	0.0	0.0	0.0	0.0	0.0

## Photometric test report

<b>Family</b> Floodlight FL21 mini	<b>Order number: 5XA7771C2E1A</b> <b>EAN: 4058352652732</b>	<b>LP number</b> 59252_135
<b>Table of values for luminous intensities</b>		<b>Maximum luminous intensity</b>
		<b>siteco</b>

C-planes	65° 115°	70° 110°	75° 105°	80° 100°	85° 95°	90°	185° 355°	190° 350°	195° 345°	200° 340°	205° 335°	210° 330°	215° 325°
γ	Luminous intensity in cd/klm												
0,0°	131.6	131.6	131.6	131.6	131.6	131.6	131.6	131.6	131.6	131.6	131.6	131.6	131.6
2,5°	156.6	157.4	158.2	158.9	159.9	164.9	130.5	128.8	127.2	125.6	124.1	122.9	121.7
5,0°	200.7	204.1	206.9	209.2	211.1	208.1	131.9	128.2	124.8	121.9	119.3	117.2	115.4
7,5°	251.8	254.5	256.3	257.6	258.6	259.4	134.3	128.8	124.2	120.6	117.6	115.5	113.8
10,0°	262.9	262.7	261.8	261.0	260.3	261.7	137.0	130.1	124.5	120.7	117.9	115.7	114.0
12,5°	252.7	250.4	248.2	246.5	245.3	245.4	139.2	130.7	124.9	121.4	118.5	116.9	118.0
15,0°	245.6	244.4	243.3	242.3	241.7	242.0	139.2	129.7	124.3	121.2	119.6	121.5	122.0
17,5°	242.5	242.2	242.0	241.8	241.8	242.1	136.8	126.8	122.1	119.9	122.3	121.8	120.9
20,0°	238.9	239.1	239.3	239.7	240.2	240.8	132.5	122.8	118.8	120.6	120.8	119.0	112.3
22,5°	234.9	235.5	236.2	237.3	238.6	239.5	127.6	118.5	117.1	120.1	117.2	110.8	103.0
25,0°	232.8	234.3	236.2	238.3	240.1	240.7	123.8	115.5	117.5	117.1	112.7	102.5	95.4
27,5°	235.5	237.9	241.2	245.0	248.0	251.6	122.0	114.1	119.1	114.4	104.9	95.8	88.1
30,0°	247.1	253.8	260.5	267.0	271.5	271.3	123.0	116.1	119.8	111.9	98.9	90.2	79.8
32,5°	273.6	283.7	292.5	300.5	305.7	312.0	128.5	123.1	121.2	108.8	94.1	84.0	75.1
35,0°	310.3	322.7	333.0	341.7	347.8	347.3	139.5	135.3	123.3	105.0	89.7	77.9	73.4
37,5°	350.9	365.7	376.4	385.0	391.1	393.4	155.8	149.6	126.9	103.3	85.9	75.6	73.2
40,0°	394.0	410.6	422.4	431.0	437.2	436.5	178.6	167.3	134.1	105.7	84.0	76.1	74.0
42,5°	437.8	455.4	469.6	480.6	488.5	498.0	204.1	186.9	144.7	111.1	85.3	76.9	74.4
45,0°	496.1	523.4	548.1	567.3	579.9	574.6	230.4	207.0	158.8	119.3	86.5	76.9	75.2
47,5°	622.1	667.2	704.9	729.3	744.5	772.1	248.7	221.2	172.9	124.8	85.9	75.9	75.1
50,0°	817.7	856.0	877.6	887.8	897.6	897.0	262.7	232.7	181.0	121.5	80.7	72.4	72.3
52,5°	957.0	949.9	942.3	953.3	956.1	957.8	270.4	223.5	168.0	104.5	72.0	66.7	68.0
55,0°	985.4	918.4	850.3	805.3	795.7	817.1	242.5	183.3	124.3	77.7	60.2	59.3	63.2
57,5°	820.8	679.3	557.4	471.0	414.0	399.4	168.5	121.8	83.1	58.3	49.6	50.4	58.2
60,0°	565.9	416.9	291.2	218.8	201.8	204.1	98.5	76.3	60.2	49.5	42.7	42.5	51.4
62,5°	352.9	225.2	172.1	164.4	165.0	163.5	62.0	53.1	50.9	44.0	38.6	37.9	42.6
65,0°	215.8	157.2	148.0	144.2	146.1	148.1	45.1	41.3	45.0	39.4	35.9	35.1	37.7
67,5°	155.8	138.1	133.4	129.5	129.8	126.1	35.6	35.3	36.1	34.5	32.8	32.2	34.9
70,0°	123.4	120.3	112.5	104.4	99.6	99.7	28.5	30.8	31.5	31.1	29.5	29.2	32.2
72,5°	90.4	88.2	79.7	70.9	68.2	63.4	23.2	24.9	27.7	26.3	25.0	25.2	27.5
75,0°	64.4	59.0	56.6	51.9	49.2	49.4	19.3	20.8	21.2	21.1	20.8	20.7	21.5
77,5°	39.1	35.8	37.0	39.4	36.6	32.0	13.8	15.5	15.5	15.5	15.9	15.5	15.0
80,0°	19.4	19.5	22.1	22.4	19.3	18.9	9.2	10.4	10.5	10.7	10.7	10.1	9.5
82,5°	9.4	9.3	10.3	10.0	8.2	7.7	5.7	6.3	6.7	6.6	6.3	5.9	5.5
85,0°	3.1	3.0	2.9	2.9	2.8	3.0	2.9	3.2	3.4	3.2	3.1	2.9	2.7
87,5°	1.1	1.1	1.1	1.0	1.0	1.0	1.1	1.2	1.3	1.3	1.2	1.2	1.2
90,0°	0.0	0.0	0.0	0.0	0.0	0.0	0.0	0.0	0.0	0.0	0.0	0.0	0.0

## Photometric test report

<b>Family</b> Floodlight FL21 mini	<b>Order number: 5XA7771C2E1A</b> <b>EAN: 4058352652732</b>	<b>LP number</b> 59252_135
<b>Table of values for luminous intensities</b>		<b>Maximum luminous intensity</b>
		<b>siteco</b>

C-planes	220° 320°	225° 315°	230° 310°	235° 305°	240° 300°	245° 295°	250° 290°	255° 285°	260° 280°	265° 275°	270°	Phi-zone	Total Phi-zone
γ	Luminous intensity in cd/klm											Luminous flux in lm/klm	
0,0°	131.6	131.6	131.6	131.6	131.6	131.6	131.6	131.6	131.6	131.6	131.6	0.2	0.2
2,5°	120.5	119.5	118.5	117.8	117.0	116.5	116.1	115.8	115.6	115.3	115.3	1.6	1.8
5,0°	113.8	112.6	111.6	110.9	110.4	110.0	109.7	109.6	109.4	109.1	109.2	3.5	5.3
7,5°	112.5	111.3	110.4	110.0	110.0	110.3	110.8	111.4	111.9	112.1	112.2	5.9	11.2
10,0°	113.2	113.9	115.3	116.9	118.0	118.9	120.0	120.9	121.7	122.0	122.0	8.4	19.6
12,5°	119.7	120.5	121.6	122.0	120.4	118.5	116.9	115.9	115.3	114.8	114.6	10.5	30.1
15,0°	122.1	120.5	116.5	113.3	110.9	109.0	107.6	106.7	106.1	105.6	105.2	12.5	42.6
17,5°	115.7	110.7	106.8	103.7	101.2	98.4	94.9	91.4	88.7	87.1	86.6	14.2	56.8
20,0°	106.2	101.5	97.6	92.5	85.4	80.0	77.7	77.1	77.0	77.0	76.9	15.6	72.4
22,5°	97.2	91.7	83.1	76.4	74.6	74.5	74.9	75.4	75.7	76.0	76.1	16.9	89.3
25,0°	88.7	78.4	73.8	72.9	73.0	73.6	74.4	75.3	76.2	76.8	77.1	18.3	107.7
27,5°	77.4	72.9	71.9	71.8	72.1	72.9	74.3	75.8	77.2	78.1	78.5	19.9	127.6
30,0°	73.6	71.9	71.4	71.4	71.7	72.7	74.5	76.4	78.1	79.3	79.7	22.0	149.6
32,5°	72.5	71.5	71.3	71.0	71.4	72.5	74.3	76.4	78.2	79.3	79.6	24.7	174.3
35,0°	72.1	71.7	71.3	71.2	71.2	72.0	73.0	74.5	76.2	77.3	77.7	28.1	202.4
37,5°	72.9	73.2	73.4	72.0	70.5	70.0	70.4	71.0	71.9	72.8	73.3	32.3	234.7
40,0°	73.9	75.3	75.1	71.5	68.7	66.7	66.6	67.4	68.6	69.5	69.9	37.6	272.3
42,5°	74.4	76.4	74.5	69.2	66.0	64.5	64.1	64.7	66.1	67.6	68.3	43.9	316.2
45,0°	75.2	75.9	73.1	68.2	64.3	62.2	61.4	62.3	64.3	66.3	67.4	52.1	368.3
47,5°	75.1	74.8	73.2	67.8	62.7	60.7	60.0	61.4	64.6	67.3	68.4	63.5	431.8
50,0°	74.2	74.8	72.5	67.4	61.7	59.9	60.1	60.9	62.5	64.5	66.0	77.1	508.9
52,5°	72.3	73.4	70.7	67.3	61.5	59.5	57.9	58.1	59.9	61.8	64.0	88.3	597.2
55,0°	69.1	70.8	68.3	66.7	61.9	57.2	55.2	55.5	56.4	58.2	61.7	90.8	688.0
57,5°	65.7	67.4	65.6	66.0	61.7	55.4	52.8	52.5	53.7	55.6	58.5	81.1	769.0
60,0°	61.4	63.0	62.1	63.8	61.7	55.3	51.6	51.0	52.2	56.1	60.3	66.4	835.4
62,5°	52.6	57.3	56.9	60.4	60.7	55.9	51.6	51.3	57.5	69.3	75.4	51.0	886.5
65,0°	43.1	48.7	51.4	55.4	57.9	56.1	52.5	56.3	62.8	61.2	61.7	36.9	923.4
67,5°	37.4	38.3	42.6	48.4	54.0	54.3	53.4	55.3	52.6	53.2	54.3	25.3	948.7
70,0°	32.2	30.9	33.3	40.0	47.3	50.8	51.5	49.0	47.0	48.3	49.4	17.6	966.3
72,5°	25.8	25.0	24.1	28.5	36.2	42.4	45.8	39.0	39.0	39.6	40.0	11.9	978.2
75,0°	19.8	17.8	17.9	20.3	25.4	31.1	36.7	33.2	30.3	30.4	31.0	8.7	986.9
77,5°	13.8	12.8	12.8	14.4	18.1	21.3	25.2	25.0	21.7	21.6	22.2	6.1	993.0
80,0°	8.7	8.6	8.6	9.3	11.7	12.3	13.6	15.3	13.6	13.3	13.5	3.7	996.7
82,5°	5.2	5.1	5.1	5.6	6.8	6.7	6.7	7.3	7.2	6.9	7.1	2.1	998.8
85,0°	2.6	2.5	2.5	2.6	2.8	2.7	2.7	2.6	2.6	2.6	2.6	0.9	999.7
87,5°	1.2	1.3	1.3	1.3	1.4	1.4	1.4	1.4	1.4	1.4	1.4	0.3	1000.0
90,0°	0.0	0.0	0.0	0.0	0.0	0.0	0.0	0.0	0.0	0.0	0.0	0.0	1000.0

## Photometric test report

<b>Family</b> Floodlight FL21 mini	<b>Order number: 5XA7771C2E1A</b> <b>EAN: 4058352652732</b>	<b>LP number</b> 59252_135
---------------------------------------	--	-------------------------------

<b>Dimming levels table</b>	environmental temperature: 25°C	<b>siteco</b>
-----------------------------	---------------------------------	---------------

Luminous flux %	Dimming level linear	Dimming level logarithmic	Luminous flux [lm]	Power consumption [W]	Power consumption [W]	Power consumption [W]
				start of lifetime	end of lifetime	average
100	254	254	11790	87.2	92.1	89.6
95	241	252	11187	81.9	86.5	84.2
90	229	250	10630	77.1	81.4	79.2
85	216	248	10026	72.0	76.0	74.0
80	203	246	9423	67.1	70.8	68.9
75	190	243	8819	62.3	65.7	64.0
70	178	241	8262	57.9	61.0	59.4
65	165	238	7659	53.2	56.1	54.6
60	152	235	7055	48.6	51.4	50.0
55	140	232	6498	44.5	46.9	45.7
50	127	229	5895	40.1	42.2	41.2
45	114	225	5292	35.8	37.7	36.8
40	102	221	4735	31.9	33.6	32.8
35	89	216	4131	27.8	29.3	28.6
30	76	210	3528	23.8	25.0	24.4
25	63	203	2924	20.0	21.0	20.5
20	51	195	2367	16.5	17.3	16.9
16	40	186	1857	13.2	13.9	13.6