
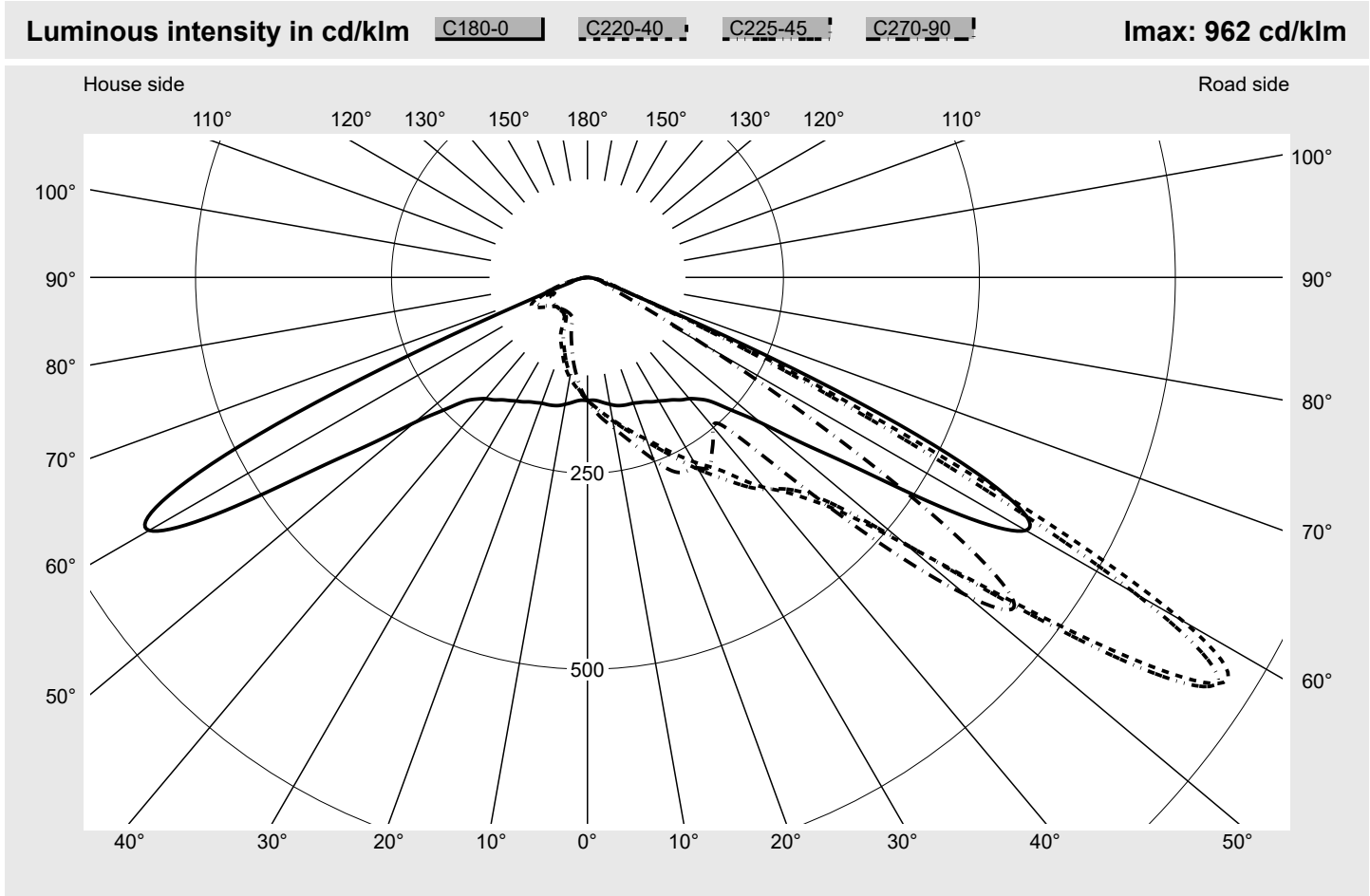


# Photometric test report

<b>Family</b> <b>Floodlight FL21 mini</b> 	<b>Order number: 5XA7772B5A1A</b> <b>EAN: 4058352654651</b>	<b>LP number</b> <b>59304_77</b>
	<b>Version</b> mounting bracket <b>Optic</b> asymmetric distribution PL43 <b>Cover</b> toughened safety glass <b>Lamps</b> LED 4000 K   CRI ≥ 80 <b>Controlgear</b> ECG SITECO iQ <b>Rated values</b> Net luminous flux = 5970 lm Power consumption = 45.5 W Luminous efficacy = 131.2 lm/W	<b>serial documentation</b> <b>26.08.2022</b>



Luminaire output ratios	
Eta	100.0%
Eta 0° - 90°	100.0%
Eta 90° - 180°	0.0%

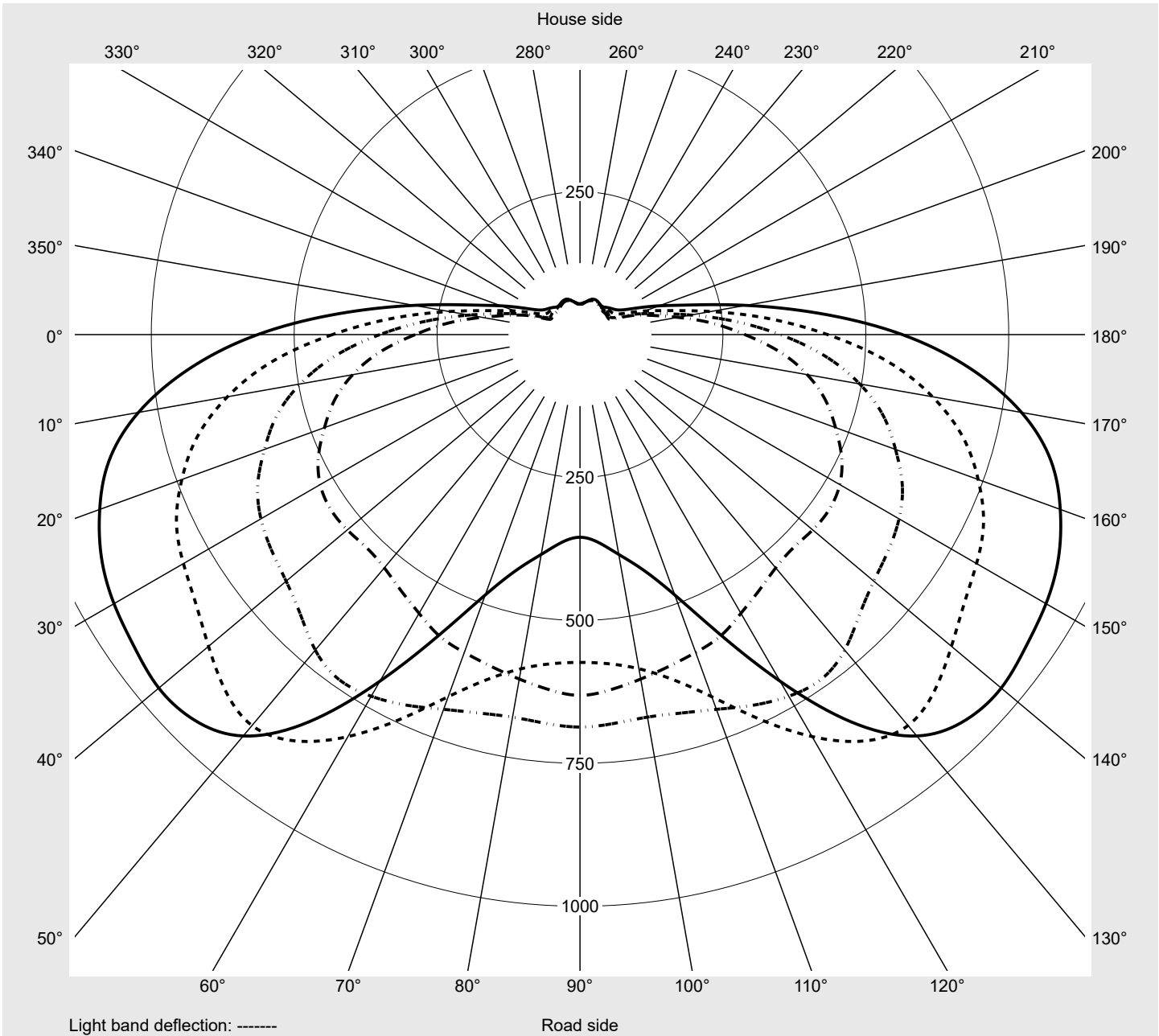
Luminous intensity class acc. to EN13201-2	
Class:	G6
Imax 70°	58.9
Imax 80°	16.9
Imax 90°	0.0
Imax >90°	0.0
Imax >95°	0.0

Measurement conditions
DIN EN 13032 and DIN 5032

**Photometric test report**

<b>Family</b> Floodlight FL21 mini	<b>Order number: 5XA7772B5A1A</b> <b>EAN: 4058352654651</b>	<b>LP number</b> 59304_77
---------------------------------------	--	------------------------------

**Envelope curve in cd/klm**      **KMK 57.5°**   **KMK 55°**   **KMK 52.5°**   **KMK 50°**      **siteco**



## Photometric test report

<b>Family</b> Floodlight FL21 mini	<b>Order number: 5XA7772B5A1A</b> <b>EAN: 4058352654651</b>	<b>LP number</b> 59304_77
<b>Table of values for luminous intensities</b>		<b>Maximum luminous intensity</b>
		<b>siteco</b>

C-planes	0° 180°	5° 175°	10° 170°	15° 165°	20° 160°	25° 155°	30° 150°	35° 145°	40° 140°	45° 135°	50° 130°	55° 125°	60° 120°
γ	Luminous intensity in cd/klm												
0,0°	157.1	157.1	157.1	157.1	157.1	157.1	157.1	157.1	157.1	157.1	157.1	157.1	157.1
2,5°	156.9	157.8	158.6	159.4	160.2	161.0	161.7	162.4	163.1	163.7	164.4	165.0	165.6
5,0°	158.3	160.3	161.9	163.5	165.0	166.4	167.6	168.8	170.0	171.0	172.1	173.0	174.0
7,5°	161.4	164.1	166.5	168.8	170.8	172.7	174.4	175.8	177.2	178.4	179.5	180.6	181.6
10,0°	164.4	168.1	171.3	174.2	176.8	179.2	181.2	182.9	184.5	185.9	187.2	188.4	189.4
12,5°	167.4	171.9	175.9	179.6	182.7	185.7	188.2	190.5	192.5	194.4	195.9	197.4	198.5
15,0°	169.2	174.7	179.7	184.2	188.1	191.7	195.0	198.2	200.9	203.5	205.4	207.1	208.3
17,5°	170.1	176.8	183.0	188.6	193.4	198.0	202.4	206.5	210.2	213.4	215.9	217.8	219.1
20,0°	170.8	178.9	186.4	193.1	198.9	204.6	210.0	215.2	219.8	223.8	226.6	229.0	230.4
22,5°	172.9	182.4	191.1	199.1	206.0	212.8	219.3	225.5	231.1	236.1	239.6	242.2	243.8
25,0°	175.2	186.7	196.7	206.0	214.3	222.5	230.0	237.3	244.1	250.2	255.0	258.3	259.3
27,5°	179.0	192.2	203.8	214.5	224.8	234.2	242.1	249.6	257.6	265.9	272.7	276.2	277.6
30,0°	182.1	198.0	211.4	223.9	236.8	246.8	255.3	263.0	271.9	282.7	291.6	295.0	295.2
32,5°	186.3	204.6	220.0	233.6	246.8	258.6	268.6	277.2	285.6	299.6	313.0	316.6	314.8
35,0°	190.7	212.2	229.6	244.3	257.6	270.0	281.5	292.9	302.1	317.6	336.0	344.0	332.8
37,5°	197.0	222.6	243.9	261.0	276.5	291.4	305.0	318.1	325.8	337.0	354.4	355.4	337.3
40,0°	202.1	234.4	261.9	285.4	306.6	325.4	340.0	349.0	349.7	353.0	352.8	344.0	326.3
42,5°	210.8	246.5	277.6	303.1	326.1	347.8	364.5	372.2	370.8	365.9	352.1	338.3	320.8
45,0°	224.6	267.6	303.3	332.4	357.2	380.8	398.8	405.5	401.1	387.6	369.4	352.4	336.5
47,5°	252.0	299.0	341.4	375.5	403.1	429.0	447.0	452.6	447.0	431.9	416.5	405.9	403.2
50,0°	288.4	351.5	403.8	444.9	475.7	505.0	524.8	532.6	531.5	527.6	532.6	546.3	563.0
52,5°	350.2	430.3	497.0	549.5	587.4	622.1	644.5	658.5	671.1	691.9	720.5	736.0	730.5
55,0°	433.2	540.5	626.3	693.6	741.3	779.0	801.1	820.5	848.3	878.5	892.7	867.8	812.0
57,5°	563.9	686.2	784.4	853.1	894.2	923.7	941.4	952.1	962.0	953.8	916.6	827.1	700.1
60,0°	645.7	773.4	861.0	921.1	936.8	940.1	941.0	920.1	877.5	808.2	711.0	584.2	450.7
62,5°	601.4	706.1	762.3	796.7	772.7	741.4	711.6	663.9	591.2	503.0	409.0	323.3	249.9
65,0°	409.8	448.6	471.6	480.8	450.9	418.9	389.1	352.4	303.7	251.6	208.1	168.8	130.0
67,5°	142.0	167.5	172.5	173.5	165.4	156.1	148.4	136.4	124.0	107.2	91.4	76.1	61.2
70,0°	49.3	49.2	46.7	47.4	48.3	48.8	50.1	50.4	52.3	51.7	51.7	53.8	51.3
72,5°	24.2	24.8	24.5	24.7	25.7	27.0	28.6	31.5	34.4	37.5	41.5	41.6	39.5
75,0°	19.2	21.9	20.2	19.9	20.5	20.8	21.6	24.6	26.1	26.6	28.4	29.8	29.8
77,5°	16.4	17.9	15.3	14.7	15.2	15.4	16.1	17.2	18.1	18.6	19.1	20.4	20.9
80,0°	12.2	11.0	10.3	9.9	10.2	10.8	10.9	11.8	12.7	13.2	13.0	13.2	14.0
82,5°	6.4	7.0	5.8	5.8	6.1	6.6	7.3	7.3	7.7	8.7	8.4	8.0	8.4
85,0°	2.9	3.0	2.8	2.8	3.1	3.3	3.7	3.6	3.6	3.7	3.7	3.8	3.8
87,5°	1.2	1.2	1.2	1.2	1.2	1.2	1.2	1.2	1.1	1.1	1.0	0.9	0.9
90,0°	0.0	0.0	0.0	0.0	0.0	0.0	0.0	0.0	0.0	0.0	0.0	0.0	0.0

## Photometric test report

<b>Family</b> Floodlight FL21 mini	<b>Order number: 5XA7772B5A1A</b> <b>EAN: 4058352654651</b>	<b>LP number</b> 59304_77
<b>Table of values for luminous intensities</b>		<b>Maximum luminous intensity</b>

siteco

C-planes	65° 115°	70° 110°	75° 105°	80° 100°	85° 95°	90°	185° 355°	190° 350°	195° 345°	200° 340°	205° 335°	210° 330°	215° 325°
$\gamma$	Luminous intensity in cd/klm												
0,0°	157.1	157.1	157.1	157.1	157.1	157.1	157.1	157.1	157.1	157.1	157.1	157.1	157.1
2,5°	166.1	166.5	166.9	167.3	167.4	167.6	156.1	155.1	154.2	153.4	152.5	151.6	150.9
5,0°	174.8	175.6	176.4	177.0	177.4	177.6	156.7	154.7	152.7	150.7	148.7	146.7	144.8
7,5°	182.6	183.6	184.5	185.4	186.0	186.3	158.7	155.6	152.5	149.3	146.1	142.9	139.7
10,0°	190.4	191.5	192.7	193.9	194.8	195.2	160.7	156.7	152.4	148.0	143.4	138.8	134.2
12,5°	199.6	200.7	202.1	203.8	205.4	206.1	162.5	157.2	151.8	146.0	140.0	134.0	128.1
15,0°	209.4	210.5	212.0	214.4	216.9	218.0	163.0	156.5	149.7	142.6	135.2	127.9	120.8
17,5°	220.0	221.0	222.6	225.8	230.0	232.3	162.6	154.7	146.5	138.1	129.3	120.6	112.3
20,0°	231.5	232.1	233.3	236.5	243.2	247.5	161.8	152.4	142.9	133.0	122.7	113.0	103.9
22,5°	244.2	244.1	244.3	246.8	256.3	263.5	162.1	151.0	139.5	127.7	116.3	105.8	96.6
25,0°	258.9	257.0	256.0	257.5	267.6	274.6	162.8	149.5	135.7	122.5	110.3	99.5	90.3
27,5°	276.0	272.5	269.9	270.5	279.2	277.7	164.1	148.6	132.8	118.3	105.4	94.5	83.9
30,0°	292.6	285.9	280.7	280.7	287.6	280.6	164.7	147.1	130.0	114.5	101.4	89.8	71.6
32,5°	308.3	293.6	283.9	282.7	289.4	288.0	166.1	146.2	128.0	112.0	98.7	81.8	61.0
35,0°	320.0	299.4	285.4	284.6	281.9	276.3	166.9	144.5	125.1	109.2	94.6	69.0	57.3
37,5°	318.6	295.6	280.2	274.7	266.5	263.2	168.9	143.5	122.9	106.8	85.1	59.9	56.2
40,0°	306.3	286.3	269.5	257.9	251.2	249.2	169.3	141.4	120.1	103.5	70.1	56.9	55.1
42,5°	301.9	283.2	270.0	261.0	258.6	258.3	173.9	143.3	119.8	99.9	64.3	56.3	54.4
45,0°	325.6	319.6	322.8	329.4	337.4	341.4	185.0	148.7	120.3	97.0	63.3	56.8	54.7
47,5°	416.5	432.9	449.9	468.0	483.3	490.4	204.3	158.9	123.6	96.2	63.5	57.0	55.5
50,0°	581.7	591.7	600.9	611.9	623.4	631.1	231.4	173.7	129.8	97.6	64.8	57.1	57.2
52,5°	715.5	697.6	685.4	679.5	682.8	686.5	270.2	196.9	141.6	105.0	72.5	61.0	60.9
55,0°	742.0	674.1	624.4	593.6	578.0	573.5	328.4	232.3	162.1	121.0	88.8	71.9	67.7
57,5°	577.9	484.7	425.9	390.5	364.8	354.5	422.3	294.4	200.2	147.1	110.1	86.5	76.1
60,0°	351.0	288.2	242.2	207.0	181.1	173.8	495.8	349.8	239.8	173.3	127.8	98.5	84.3
62,5°	196.1	156.4	115.6	85.6	69.7	74.4	480.8	347.5	247.8	181.6	135.9	106.0	90.6
65,0°	100.6	78.5	46.7	41.6	38.9	38.1	316.1	238.2	187.4	143.3	115.4	97.1	87.3
67,5°	55.1	50.6	41.2	38.3	34.3	32.5	105.3	78.6	92.0	81.1	74.4	71.1	71.0
70,0°	45.1	39.2	33.6	30.6	27.3	25.3	35.1	30.6	34.0	41.3	43.2	46.3	51.7
72,5°	37.2	32.9	28.3	25.3	22.7	20.3	23.4	24.0	24.3	26.9	28.2	31.6	37.1
75,0°	29.0	26.7	22.7	19.9	19.3	17.0	20.3	17.9	18.7	20.4	21.0	23.9	27.9
77,5°	21.1	19.3	17.1	15.6	14.5	12.9	18.2	14.4	14.4	15.5	15.4	17.1	19.8
80,0°	13.9	12.7	11.3	10.4	9.4	8.6	11.9	12.3	9.7	11.4	11.2	12.0	13.1
82,5°	8.2	7.6	7.1	6.4	5.7	5.4	6.4	10.7	6.2	7.6	7.3	7.3	7.8
85,0°	3.7	3.7	3.5	3.0	2.6	2.5	2.9	5.9	3.4	3.5	3.4	3.4	3.8
87,5°	0.8	0.7	0.7	0.6	0.6	0.6	1.2	1.5	1.3	1.4	1.4	1.4	1.5
90,0°	0.0	0.0	0.0	0.0	0.0	0.0	0.0	0.0	0.0	0.0	0.0	0.0	0.0

## Photometric test report

<b>Family</b> Floodlight FL21 mini	<b>Order number: 5XA7772B5A1A</b> <b>EAN: 4058352654651</b>	<b>LP number</b> 59304_77
<b>Table of values for luminous intensities</b>		<b>Maximum luminous intensity</b>
		<b>siteco</b>

C-planes	220° 320°	225° 315°	230° 310°	235° 305°	240° 300°	245° 295°	250° 290°	255° 285°	260° 280°	265° 275°	270°	Phi-zone	Total Phi-zone
γ	Luminous intensity in cd/klm											Luminous flux in lm/klm	
0,0°	157.1	157.1	157.1	157.1	157.1	157.1	157.1	157.1	157.1	157.1	157.1	0.2	0.2
2,5°	150.1	149.4	148.7	148.2	147.7	147.3	147.0	146.7	146.4	146.3	146.4	1.9	2.1
5,0°	142.9	141.3	139.6	138.1	136.8	135.8	134.9	134.1	133.6	133.2	133.2	3.7	5.8
7,5°	136.6	133.7	130.8	128.4	126.1	124.2	122.5	121.2	120.3	119.7	119.6	5.6	11.4
10,0°	129.7	125.6	121.6	118.1	114.9	112.3	110.1	108.3	107.0	106.2	106.0	7.5	18.9
12,5°	122.3	117.0	112.0	107.4	103.3	99.8	96.8	94.6	92.9	92.0	91.7	9.3	28.2
15,0°	113.9	107.5	101.5	96.2	91.8	88.0	85.0	82.6	81.0	80.0	79.7	11.1	39.3
17,5°	104.5	97.7	91.5	86.2	81.6	77.5	74.0	71.2	69.2	68.1	67.8	12.9	52.3
20,0°	96.0	89.1	82.5	75.4	68.6	63.5	60.1	58.0	56.8	56.2	56.0	14.7	67.0
22,5°	88.6	80.3	70.2	61.8	57.5	55.7	54.6	53.8	53.3	53.0	53.0	16.7	83.7
25,0°	81.1	69.0	59.9	56.2	54.9	54.0	53.2	52.5	52.1	51.8	51.8	18.8	102.5
27,5°	68.9	58.8	55.8	54.7	53.9	53.2	52.6	52.0	51.5	51.2	51.2	21.2	123.7
30,0°	58.7	55.9	54.8	54.2	53.6	52.9	52.3	51.7	51.2	50.9	50.8	23.6	147.3
32,5°	56.2	55.0	54.4	54.0	53.4	52.9	52.3	51.7	51.2	50.8	50.8	26.1	173.4
35,0°	55.4	54.5	54.1	53.9	53.5	53.2	52.8	52.2	51.5	51.1	51.0	28.6	202.0
37,5°	55.0	54.2	54.0	54.1	54.1	54.0	53.6	52.9	52.2	51.6	51.5	31.0	233.0
40,0°	54.3	53.9	54.1	54.7	55.0	55.1	54.9	54.2	53.4	52.4	52.2	33.3	266.3
42,5°	53.7	53.9	54.5	55.5	56.3	56.8	56.8	56.0	54.7	53.4	52.9	36.0	302.3
45,0°	53.7	54.1	55.5	56.9	58.2	59.0	59.0	57.8	56.2	54.4	53.7	41.1	343.4
47,5°	54.7	54.8	56.7	58.3	59.9	61.1	61.2	59.5	57.4	55.1	54.2	50.3	393.8
50,0°	57.5	57.0	58.4	59.7	61.8	63.4	63.3	61.0	58.0	55.4	54.4	64.1	457.9
52,5°	61.5	60.0	60.1	61.2	63.5	65.0	64.7	61.9	58.2	55.1	54.1	80.0	537.8
55,0°	66.0	63.3	61.4	62.1	64.4	66.0	65.5	62.2	58.3	54.6	53.7	93.3	631.1
57,5°	71.2	67.1	63.3	63.0	65.1	66.5	65.8	62.2	57.8	53.9	53.2	98.8	729.9
60,0°	76.7	70.2	65.0	63.6	65.1	66.2	64.8	60.9	56.1	52.1	52.0	92.1	822.0
62,5°	80.1	71.9	65.9	63.1	63.6	63.8	61.8	58.0	54.1	50.5	51.4	72.6	894.5
65,0°	77.8	70.7	64.4	60.4	59.6	59.5	57.3	54.0	51.0	47.3	47.6	45.7	940.2
67,5°	68.6	64.3	59.3	55.5	54.0	53.4	51.3	48.0	43.7	45.1	64.2	21.9	962.1
70,0°	54.2	53.8	50.6	47.9	46.9	45.9	43.9	40.6	36.7	36.5	58.9	11.5	973.6
72,5°	41.2	42.2	41.3	39.8	38.7	37.9	36.1	32.7	29.4	28.7	34.9	8.3	981.9
75,0°	31.2	32.5	32.8	32.1	31.5	30.8	29.0	25.2	23.1	22.3	23.2	6.5	988.4
77,5°	22.1	24.0	24.4	24.1	24.0	24.0	22.2	18.4	16.4	15.3	15.3	4.9	993.3
80,0°	14.9	16.0	16.3	16.1	16.3	16.9	15.3	12.2	10.7	9.5	9.3	3.3	996.6
82,5°	8.9	9.6	9.8	9.6	9.6	9.5	8.5	7.3	6.4	5.6	5.2	2.1	998.7
85,0°	4.3	4.6	4.6	4.6	4.6	4.3	3.8	3.5	3.1	2.7	2.6	1.0	999.7
87,5°	1.5	1.6	1.6	1.6	1.6	1.5	1.4	1.3	1.2	1.1	1.0	0.3	1000.0
90,0°	0.0	0.0	0.0	0.0	0.0	0.0	0.0	0.0	0.0	0.0	0.0	0.0	1000.0

## Photometric test report

<b>Family</b> Floodlight FL21 mini	<b>Order number: 5XA7772B5A1A</b> <b>EAN: 4058352654651</b>	<b>LP number</b> 59304_77
---------------------------------------	--	------------------------------

<b>Dimming levels table</b>	environmental temperature: 25°C	<b>siteco</b>
-----------------------------	---------------------------------	---------------

Luminous flux %	Dimming level linear	Dimming level logarithmic	Luminous flux [lm]	Power consumption [W]	Power consumption [W]	Power consumption [W]
				start of lifetime	end of lifetime	average
100	254	254	5970	45.5	48.0	46.8
95	241	252	5664	42.8	45.1	44.0
90	229	250	5382	40.3	42.5	41.4
85	216	248	5077	37.7	39.7	38.7
80	203	246	4771	35.1	37.0	36.0
75	190	243	4466	32.8	34.4	33.6
70	178	241	4184	30.5	32.1	31.3
65	165	238	3878	28.2	29.6	28.9
60	152	235	3573	25.8	27.2	26.5
55	140	232	3291	23.7	24.9	24.3
50	127	229	2985	21.5	22.6	22.0
45	114	225	2679	19.3	20.3	19.8
40	102	221	2397	17.4	18.2	17.8
35	89	216	2092	15.3	16.1	15.7
30	76	210	1786	13.3	13.9	13.6
25	63	203	1481	11.4	11.9	11.6
20	51	195	1199	9.5	9.9	9.7
15	39	185	917	8.2	8.3	8.2