



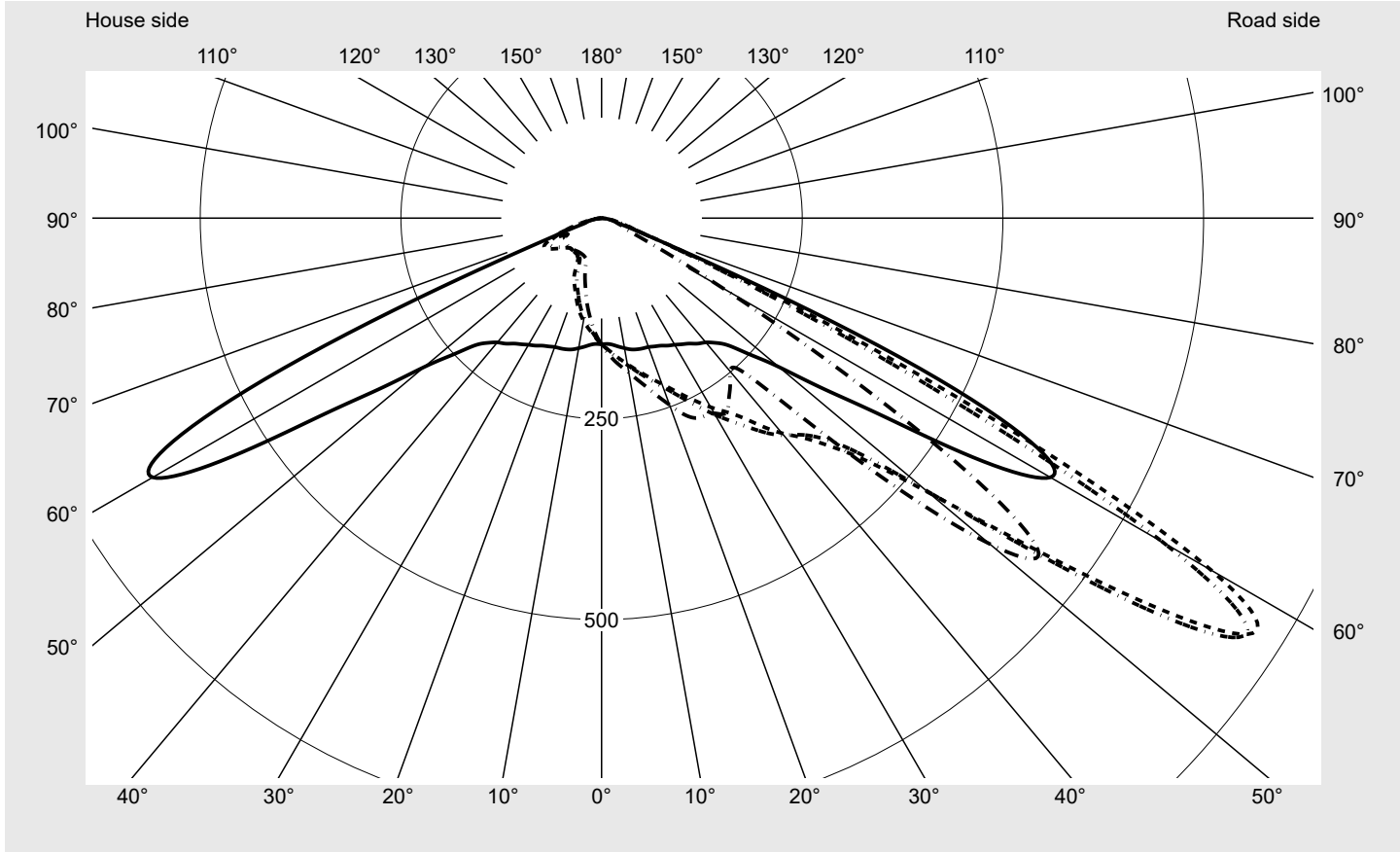
# Photometric test report

<b>Family</b> <b>Floodlight FL21 mini</b>	<b>Order number: 5XA7772C5A1A</b> <b>EAN: 4058352655658</b>	<b>LP number</b> <b>59304_92</b>
	<b>Version</b> mounting bracket <b>Optic</b> asymmetric distribution PL43 <b>Cover</b> toughened safety glass <b>Lamps</b> LED 4000 K   CRI ≥ 80 <b>Controlgear</b> ECG SITECO iQ <b>Rated values</b> Net luminous flux = 11690 lm Power consumption = 87.2 W Luminous efficacy = 134.1 lm/W	<b>serial documentation</b> <b>26.08.2022</b>





**Luminous intensity in cd/klm** C180-0 C220-40 C225-45 C270-90 **Imax: 962 cd/klm**



Luminaire output ratios	
Eta	100.0%
Eta 0° - 90°	100.0%
Eta 90° - 180°	0.0%

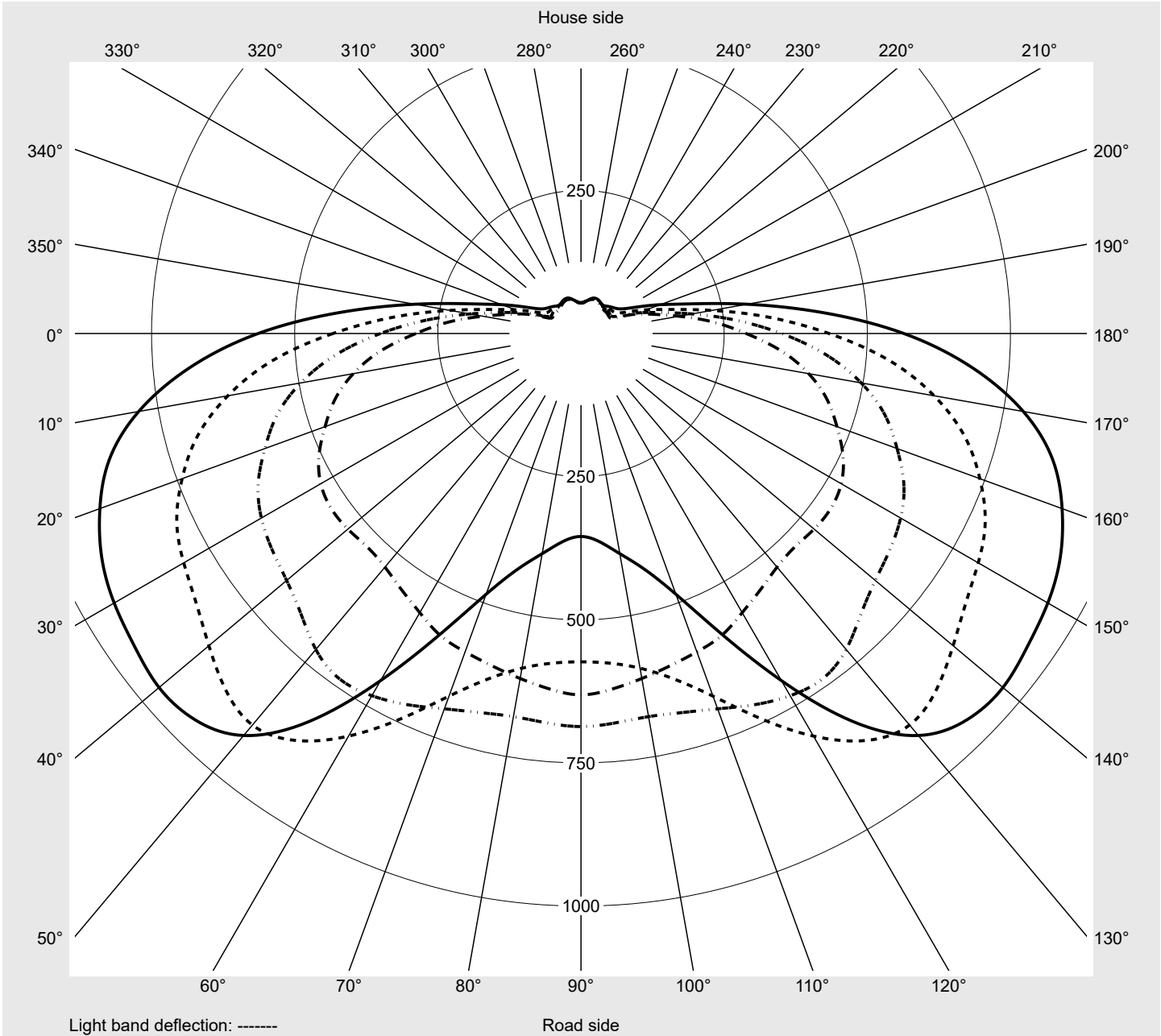
Luminous intensity class acc. to EN13201-2	
Class:	G6
Imax 70°	58.9
Imax 80°	16.9
Imax 90°	0.0
Imax >90°	0.0
Imax >95°	0.0

**Measurement conditions**  
DIN EN 13032 and DIN 5032

**Photometric test report**

<b>Family</b> <b>Floodlight FL21 mini</b>	<b>Order number: 5XA7772C5A1A</b> <b>EAN: 4058352655658</b>	<b>LP number</b> <b>59304_92</b>
--	--	-------------------------------------

**Envelope curve in cd/klm**      **KMK 57.5°**    **KMK 55°**    **KMK 52.5°**    **KMK 50°**



## Photometric test report

<b>Family</b> Floodlight FL21 mini	<b>Order number: 5XA7772C5A1A</b> <b>EAN: 4058352655658</b>	<b>LP number</b> 59304_92
<b>Table of values for luminous intensities</b>		<b>Maximum luminous intensity</b>
		<b>siteco</b>

C-planes	0° 180°	5° 175°	10° 170°	15° 165°	20° 160°	25° 155°	30° 150°	35° 145°	40° 140°	45° 135°	50° 130°	55° 125°	60° 120°
γ	Luminous intensity in cd/klm												
0,0°	157.1	157.1	157.1	157.1	157.1	157.1	157.1	157.1	157.1	157.1	157.1	157.1	157.1
2,5°	156.9	157.8	158.6	159.4	160.2	161.0	161.7	162.4	163.1	163.7	164.4	165.0	165.6
5,0°	158.3	160.3	161.9	163.5	165.0	166.4	167.6	168.8	170.0	171.0	172.1	173.0	174.0
7,5°	161.4	164.1	166.5	168.8	170.8	172.7	174.4	175.8	177.2	178.4	179.5	180.6	181.6
10,0°	164.4	168.1	171.3	174.2	176.8	179.2	181.2	182.9	184.5	185.9	187.2	188.4	189.4
12,5°	167.4	171.9	175.9	179.6	182.7	185.7	188.2	190.5	192.5	194.4	195.9	197.4	198.5
15,0°	169.2	174.7	179.7	184.2	188.1	191.7	195.0	198.2	200.9	203.5	205.4	207.1	208.3
17,5°	170.1	176.8	183.0	188.6	193.4	198.0	202.4	206.5	210.2	213.4	215.9	217.8	219.1
20,0°	170.8	178.9	186.4	193.1	198.9	204.6	210.0	215.2	219.8	223.8	226.6	229.0	230.4
22,5°	172.9	182.4	191.1	199.1	206.0	212.8	219.3	225.5	231.1	236.1	239.6	242.2	243.8
25,0°	175.2	186.7	196.7	206.0	214.3	222.5	230.0	237.3	244.1	250.2	255.0	258.3	259.3
27,5°	179.0	192.2	203.8	214.5	224.8	234.2	242.1	249.6	257.6	265.9	272.7	276.2	277.6
30,0°	182.1	198.0	211.4	223.9	236.8	246.8	255.3	263.0	271.9	282.7	291.6	295.0	295.2
32,5°	186.3	204.6	220.0	233.6	246.8	258.6	268.6	277.2	285.6	299.6	313.0	316.6	314.8
35,0°	190.7	212.2	229.6	244.3	257.6	270.0	281.5	292.9	302.1	317.6	336.0	344.0	332.8
37,5°	197.0	222.6	243.9	261.0	276.5	291.4	305.0	318.1	325.8	337.0	354.4	355.4	337.3
40,0°	202.1	234.4	261.9	285.4	306.6	325.4	340.0	349.0	349.7	353.0	352.8	344.0	326.3
42,5°	210.8	246.5	277.6	303.1	326.1	347.8	364.5	372.2	370.8	365.9	352.1	338.3	320.8
45,0°	224.6	267.6	303.3	332.4	357.2	380.8	398.8	405.5	401.1	387.6	369.4	352.4	336.5
47,5°	252.0	299.0	341.4	375.5	403.1	429.0	447.0	452.6	447.0	431.9	416.5	405.9	403.2
50,0°	288.4	351.5	403.8	444.9	475.7	505.0	524.8	532.6	531.5	527.6	532.6	546.3	563.0
52,5°	350.2	430.3	497.0	549.5	587.4	622.1	644.5	658.5	671.1	691.9	720.5	736.0	730.5
55,0°	433.2	540.5	626.3	693.6	741.3	779.0	801.1	820.5	848.3	878.5	892.7	867.8	812.0
57,5°	563.9	686.2	784.4	853.1	894.2	923.7	941.4	952.1	962.0	953.8	916.6	827.1	700.1
60,0°	645.7	773.4	861.0	921.1	936.8	940.1	941.0	920.1	877.5	808.2	711.0	584.2	450.7
62,5°	601.4	706.1	762.3	796.7	772.7	741.4	711.6	663.9	591.2	503.0	409.0	323.3	249.9
65,0°	409.8	448.6	471.6	480.8	450.9	418.9	389.1	352.4	303.7	251.6	208.1	168.8	130.0
67,5°	142.0	167.5	172.5	173.5	165.4	156.1	148.4	136.4	124.0	107.2	91.4	76.1	61.2
70,0°	49.3	49.2	46.7	47.4	48.3	48.8	50.1	50.4	52.3	51.7	51.7	53.8	51.3
72,5°	24.2	24.8	24.5	24.7	25.7	27.0	28.6	31.5	34.4	37.5	41.5	41.6	39.5
75,0°	19.2	21.9	20.2	19.9	20.5	20.8	21.6	24.6	26.1	26.6	28.4	29.8	29.8
77,5°	16.4	17.9	15.3	14.7	15.2	15.4	16.1	17.2	18.1	18.6	19.1	20.4	20.9
80,0°	12.2	11.0	10.3	9.9	10.2	10.8	10.9	11.8	12.7	13.2	13.0	13.2	14.0
82,5°	6.4	7.0	5.8	5.8	6.1	6.6	7.3	7.3	7.7	8.7	8.4	8.0	8.4
85,0°	2.9	3.0	2.8	2.8	3.1	3.3	3.7	3.6	3.6	3.7	3.7	3.8	3.8
87,5°	1.2	1.2	1.2	1.2	1.2	1.2	1.2	1.2	1.1	1.1	1.0	0.9	0.9
90,0°	0.0	0.0	0.0	0.0	0.0	0.0	0.0	0.0	0.0	0.0	0.0	0.0	0.0

## Photometric test report

<b>Family</b> Floodlight FL21 mini	<b>Order number: 5XA7772C5A1A</b> <b>EAN: 4058352655658</b>	<b>LP number</b> 59304_92
<b>Table of values for luminous intensities</b>		<b>Maximum luminous intensity</b>
		<b>siteco</b>

C-planes	65° 115°	70° 110°	75° 105°	80° 100°	85° 95°	90°	185° 355°	190° 350°	195° 345°	200° 340°	205° 335°	210° 330°	215° 325°
γ	Luminous intensity in cd/klm												
0,0°	157.1	157.1	157.1	157.1	157.1	157.1	157.1	157.1	157.1	157.1	157.1	157.1	157.1
2,5°	166.1	166.5	166.9	167.3	167.4	167.6	156.1	155.1	154.2	153.4	152.5	151.6	150.9
5,0°	174.8	175.6	176.4	177.0	177.4	177.6	156.7	154.7	152.7	150.7	148.7	146.7	144.8
7,5°	182.6	183.6	184.5	185.4	186.0	186.3	158.7	155.6	152.5	149.3	146.1	142.9	139.7
10,0°	190.4	191.5	192.7	193.9	194.8	195.2	160.7	156.7	152.4	148.0	143.4	138.8	134.2
12,5°	199.6	200.7	202.1	203.8	205.4	206.1	162.5	157.2	151.8	146.0	140.0	134.0	128.1
15,0°	209.4	210.5	212.0	214.4	216.9	218.0	163.0	156.5	149.7	142.6	135.2	127.9	120.8
17,5°	220.0	221.0	222.6	225.8	230.0	232.3	162.6	154.7	146.5	138.1	129.3	120.6	112.3
20,0°	231.5	232.1	233.3	236.5	243.2	247.5	161.8	152.4	142.9	133.0	122.7	113.0	103.9
22,5°	244.2	244.1	244.3	246.8	256.3	263.5	162.1	151.0	139.5	127.7	116.3	105.8	96.6
25,0°	258.9	257.0	256.0	257.5	267.6	274.6	162.8	149.5	135.7	122.5	110.3	99.5	90.3
27,5°	276.0	272.5	269.9	270.5	279.2	277.7	164.1	148.6	132.8	118.3	105.4	94.5	83.9
30,0°	292.6	285.9	280.7	280.7	287.6	280.6	164.7	147.1	130.0	114.5	101.4	89.8	71.6
32,5°	308.3	293.6	283.9	282.7	289.4	288.0	166.1	146.2	128.0	112.0	98.7	81.8	61.0
35,0°	320.0	299.4	285.4	284.6	281.9	276.3	166.9	144.5	125.1	109.2	94.6	69.0	57.3
37,5°	318.6	295.6	280.2	274.7	266.5	263.2	168.9	143.5	122.9	106.8	85.1	59.9	56.2
40,0°	306.3	286.3	269.5	257.9	251.2	249.2	169.3	141.4	120.1	103.5	70.1	56.9	55.1
42,5°	301.9	283.2	270.0	261.0	258.6	258.3	173.9	143.3	119.8	99.9	64.3	56.3	54.4
45,0°	325.6	319.6	322.8	329.4	337.4	341.4	185.0	148.7	120.3	97.0	63.3	56.8	54.7
47,5°	416.5	432.9	449.9	468.0	483.3	490.4	204.3	158.9	123.6	96.2	63.5	57.0	55.5
50,0°	581.7	591.7	600.9	611.9	623.4	631.1	231.4	173.7	129.8	97.6	64.8	57.1	57.2
52,5°	715.5	697.6	685.4	679.5	682.8	686.5	270.2	196.9	141.6	105.0	72.5	61.0	60.9
55,0°	742.0	674.1	624.4	593.6	578.0	573.5	328.4	232.3	162.1	121.0	88.8	71.9	67.7
57,5°	577.9	484.7	425.9	390.5	364.8	354.5	422.3	294.4	200.2	147.1	110.1	86.5	76.1
60,0°	351.0	288.2	242.2	207.0	181.1	173.8	495.8	349.8	239.8	173.3	127.8	98.5	84.3
62,5°	196.1	156.4	115.6	85.6	69.7	74.4	480.8	347.5	247.8	181.6	135.9	106.0	90.6
65,0°	100.6	78.5	46.7	41.6	38.9	38.1	316.1	238.2	187.4	143.3	115.4	97.1	87.3
67,5°	55.1	50.6	41.2	38.3	34.3	32.5	105.3	78.6	92.0	81.1	74.4	71.1	71.0
70,0°	45.1	39.2	33.6	30.6	27.3	25.3	35.1	30.6	34.0	41.3	43.2	46.3	51.7
72,5°	37.2	32.9	28.3	25.3	22.7	20.3	23.4	24.0	24.3	26.9	28.2	31.6	37.1
75,0°	29.0	26.7	22.7	19.9	19.3	17.0	20.3	17.9	18.7	20.4	21.0	23.9	27.9
77,5°	21.1	19.3	17.1	15.6	14.5	12.9	18.2	14.4	14.4	15.5	15.4	17.1	19.8
80,0°	13.9	12.7	11.3	10.4	9.4	8.6	11.9	12.3	9.7	11.4	11.2	12.0	13.1
82,5°	8.2	7.6	7.1	6.4	5.7	5.4	6.4	10.7	6.2	7.6	7.3	7.3	7.8
85,0°	3.7	3.7	3.5	3.0	2.6	2.5	2.9	5.9	3.4	3.5	3.4	3.4	3.8
87,5°	0.8	0.7	0.7	0.6	0.6	0.6	1.2	1.5	1.3	1.4	1.4	1.4	1.5
90,0°	0.0	0.0	0.0	0.0	0.0	0.0	0.0	0.0	0.0	0.0	0.0	0.0	0.0

## Photometric test report

<b>Family</b> Floodlight FL21 mini	<b>Order number: 5XA7772C5A1A</b> <b>EAN: 4058352655658</b>	<b>LP number</b> 59304_92
<b>Table of values for luminous intensities</b>		<b>Maximum luminous intensity</b>
		<b>siteco</b>

C-planes	220° 320°	225° 315°	230° 310°	235° 305°	240° 300°	245° 295°	250° 290°	255° 285°	260° 280°	265° 275°	270°	Phi-zone	Total Phi-zone
γ	Luminous intensity in cd/klm											Luminous flux in lm/klm	
0,0°	157.1	157.1	157.1	157.1	157.1	157.1	157.1	157.1	157.1	157.1	157.1	0.2	0.2
2,5°	150.1	149.4	148.7	148.2	147.7	147.3	147.0	146.7	146.4	146.3	146.4	1.9	2.1
5,0°	142.9	141.3	139.6	138.1	136.8	135.8	134.9	134.1	133.6	133.2	133.2	3.7	5.8
7,5°	136.6	133.7	130.8	128.4	126.1	124.2	122.5	121.2	120.3	119.7	119.6	5.6	11.4
10,0°	129.7	125.6	121.6	118.1	114.9	112.3	110.1	108.3	107.0	106.2	106.0	7.5	18.9
12,5°	122.3	117.0	112.0	107.4	103.3	99.8	96.8	94.6	92.9	92.0	91.7	9.3	28.2
15,0°	113.9	107.5	101.5	96.2	91.8	88.0	85.0	82.6	81.0	80.0	79.7	11.1	39.3
17,5°	104.5	97.7	91.5	86.2	81.6	77.5	74.0	71.2	69.2	68.1	67.8	12.9	52.3
20,0°	96.0	89.1	82.5	75.4	68.6	63.5	60.1	58.0	56.8	56.2	56.0	14.7	67.0
22,5°	88.6	80.3	70.2	61.8	57.5	55.7	54.6	53.8	53.3	53.0	53.0	16.7	83.7
25,0°	81.1	69.0	59.9	56.2	54.9	54.0	53.2	52.5	52.1	51.8	51.8	18.8	102.5
27,5°	68.9	58.8	55.8	54.7	53.9	53.2	52.6	52.0	51.5	51.2	51.2	21.2	123.7
30,0°	58.7	55.9	54.8	54.2	53.6	52.9	52.3	51.7	51.2	50.9	50.8	23.6	147.3
32,5°	56.2	55.0	54.4	54.0	53.4	52.9	52.3	51.7	51.2	50.8	50.8	26.1	173.4
35,0°	55.4	54.5	54.1	53.9	53.5	53.2	52.8	52.2	51.5	51.1	51.0	28.6	202.0
37,5°	55.0	54.2	54.0	54.1	54.1	54.0	53.6	52.9	52.2	51.6	51.5	31.0	233.0
40,0°	54.3	53.9	54.1	54.7	55.0	55.1	54.9	54.2	53.4	52.4	52.2	33.3	266.3
42,5°	53.7	53.9	54.5	55.5	56.3	56.8	56.8	56.0	54.7	53.4	52.9	36.0	302.3
45,0°	53.7	54.1	55.5	56.9	58.2	59.0	59.0	57.8	56.2	54.4	53.7	41.1	343.4
47,5°	54.7	54.8	56.7	58.3	59.9	61.1	61.2	59.5	57.4	55.1	54.2	50.3	393.8
50,0°	57.5	57.0	58.4	59.7	61.8	63.4	63.3	61.0	58.0	55.4	54.4	64.1	457.9
52,5°	61.5	60.0	60.1	61.2	63.5	65.0	64.7	61.9	58.2	55.1	54.1	80.0	537.8
55,0°	66.0	63.3	61.4	62.1	64.4	66.0	65.5	62.2	58.3	54.6	53.7	93.3	631.1
57,5°	71.2	67.1	63.3	63.0	65.1	66.5	65.8	62.2	57.8	53.9	53.2	98.8	729.9
60,0°	76.7	70.2	65.0	63.6	65.1	66.2	64.8	60.9	56.1	52.1	52.0	92.1	822.0
62,5°	80.1	71.9	65.9	63.1	63.6	63.8	61.8	58.0	54.1	50.5	51.4	72.6	894.5
65,0°	77.8	70.7	64.4	60.4	59.6	59.5	57.3	54.0	51.0	47.3	47.6	45.7	940.2
67,5°	68.6	64.3	59.3	55.5	54.0	53.4	51.3	48.0	43.7	45.1	64.2	21.9	962.1
70,0°	54.2	53.8	50.6	47.9	46.9	45.9	43.9	40.6	36.7	36.5	58.9	11.5	973.6
72,5°	41.2	42.2	41.3	39.8	38.7	37.9	36.1	32.7	29.4	28.7	34.9	8.3	981.9
75,0°	31.2	32.5	32.8	32.1	31.5	30.8	29.0	25.2	23.1	22.3	23.2	6.5	988.4
77,5°	22.1	24.0	24.4	24.1	24.0	24.0	22.2	18.4	16.4	15.3	15.3	4.9	993.3
80,0°	14.9	16.0	16.3	16.1	16.3	16.9	15.3	12.2	10.7	9.5	9.3	3.3	996.6
82,5°	8.9	9.6	9.8	9.6	9.6	9.5	8.5	7.3	6.4	5.6	5.2	2.1	998.7
85,0°	4.3	4.6	4.6	4.6	4.6	4.3	3.8	3.5	3.1	2.7	2.6	1.0	999.7
87,5°	1.5	1.6	1.6	1.6	1.6	1.5	1.4	1.3	1.2	1.1	1.0	0.3	1000.0
90,0°	0.0	0.0	0.0	0.0	0.0	0.0	0.0	0.0	0.0	0.0	0.0	0.0	1000.0

## Photometric test report

<b>Family</b> Floodlight FL21 mini	<b>Order number: 5XA7772C5A1A</b> <b>EAN: 4058352655658</b>	<b>LP number</b> 59304_92
---------------------------------------	--	------------------------------

<b>Dimming levels table</b>	environmental temperature: 25°C	<b>siteco</b>
-----------------------------	---------------------------------	---------------

Luminous flux %	Dimming level linear	Dimming level logarithmic	Luminous flux [lm]	Power consumption [W] start of lifetime	Power consumption [W] end of lifetime	Power consumption [W] average
100	254	254	11690	87.2	92.1	89.6
95	241	252	11092	81.9	86.5	84.2
90	229	250	10539	77.1	81.4	79.2
85	216	248	9941	72.0	76.0	74.0
80	203	246	9343	67.1	70.8	68.9
75	190	243	8744	62.3	65.7	64.0
70	178	241	8192	57.9	61.1	59.5
65	165	238	7594	53.2	56.2	54.7
60	152	235	6996	48.6	51.4	50.0
55	140	232	6443	44.5	46.9	45.7
50	127	229	5845	40.1	42.2	41.2
45	114	225	5247	35.9	37.7	36.8
40	102	221	4694	31.9	33.6	32.8
35	89	216	4096	27.8	29.3	28.6
30	76	210	3498	23.8	25.0	24.4
25	63	203	2899	20.0	21.0	20.5
20	51	195	2347	16.5	17.3	16.9
16	40	186	1841	13.3	13.9	13.6