



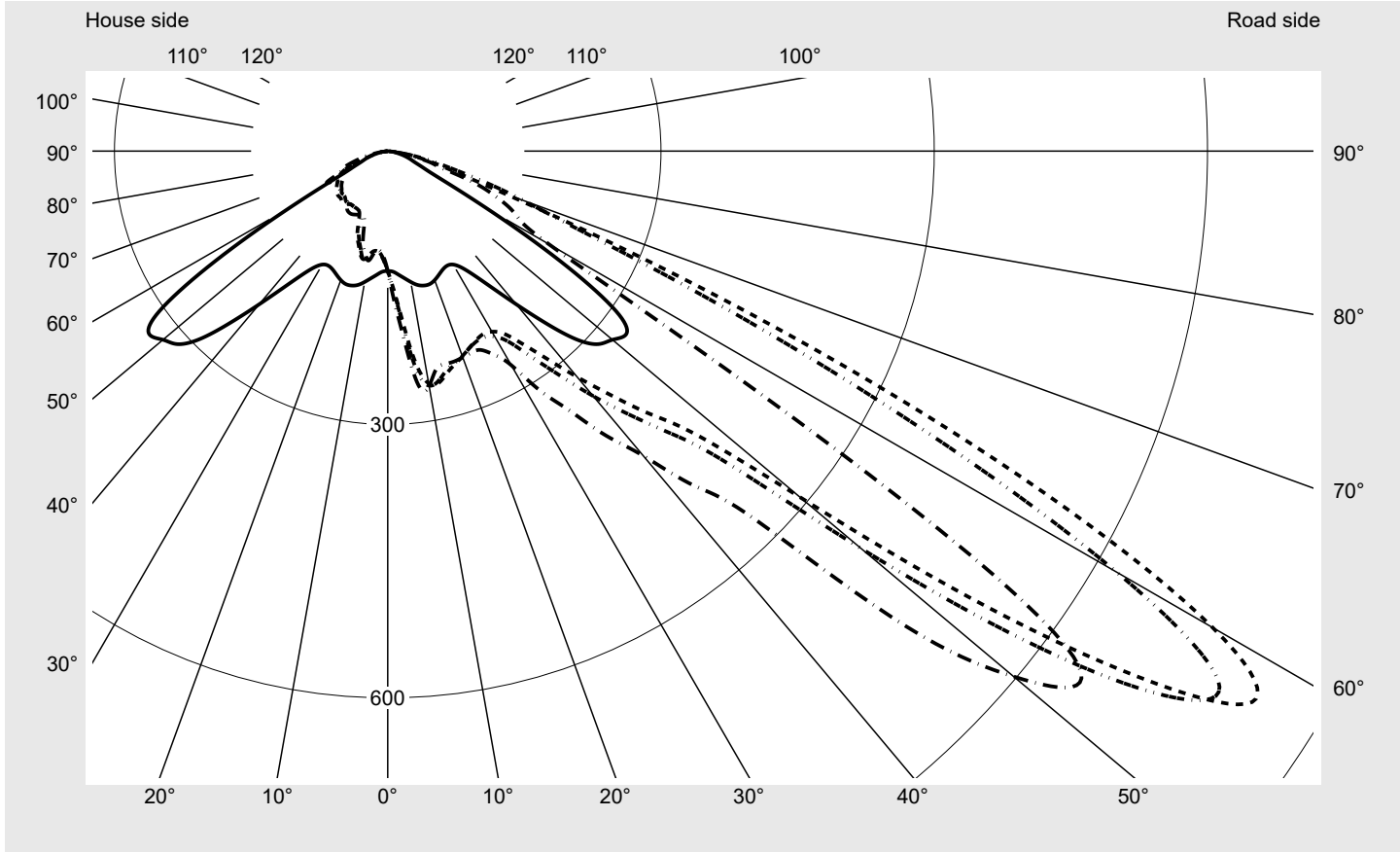
# Photometric test report

<b>Family</b> <b>Floodlight FL21 mini</b>	<b>Order number: 5XA7776D2E1A</b> <b>EAN: 4058352657911</b>	<b>LP number</b> <b>59252_175</b>
	<b>Version</b> mounting bracket <b>Optic</b> asymmetric distribution PL64 <b>Cover</b> toughened safety glass <b>Lamps</b> LED 3000 K   CRI ≥ 70 <b>Controlgear</b> EVG-Smart Interface <b>Rated values</b> Net luminous flux = 17220 lm Power consumption = 142.9 W Luminous efficacy = 120.5 lm/W	<b>serial documentation</b> <b>26.08.2022</b>





**Luminous intensity in cd/klm** C180-0 C230-50 C235-55 C270-90 **Imax: 1125 cd/klm**



Luminaire output ratios	
Eta	100.0%
Eta 0° - 90°	100.0%
Eta 90° - 180°	0.0%
Measurement conditions	
DIN EN 13032 and DIN 5032	

Luminous intensity class acc. to EN13201-2	
Class:	G6
Imax 70°	159.0
Imax 80°	26.3
Imax 90°	0.0
Imax >90°	0.0
Imax >95°	0.0

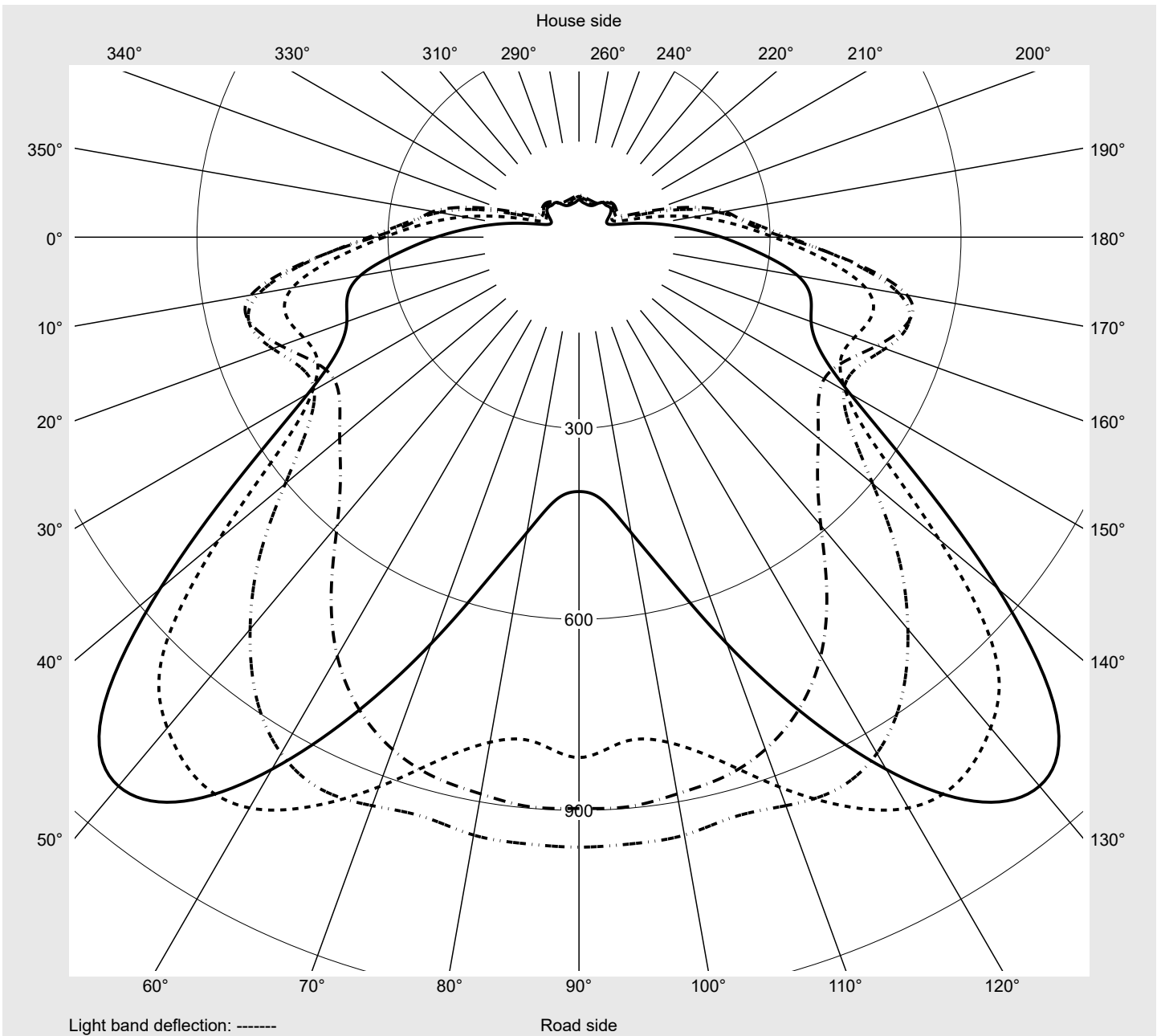
**Photometric test report**

**Family**  
Floodlight FL21 mini

**Order number:** 5XA7776D2E1A  
**EAN:** 4058352657911

**LP number**  
59252\_175

**Envelope curve in cd/klm**      **KMK 57.5°**    **KMK 55°**    **KMK 52.5°**    **KMK 50°**      **siteco**



## Photometric test report

<b>Family</b> Floodlight FL21 mini	<b>Order number: 5XA7776D2E1A</b> <b>EAN: 4058352657911</b>	<b>LP number</b> 59252_175
---------------------------------------	--	-------------------------------

siteco

Table of values for luminous intensities		Maximum luminous intensity											
C-planes	0° 180°	5° 175°	10° 170°	15° 165°	20° 160°	25° 155°	30° 150°	35° 145°	40° 140°	45° 135°	50° 130°	55° 125°	60° 120°
γ	Luminous intensity in cd/klm												
0,0°	131.6	131.6	131.6	131.6	131.6	131.6	131.6	131.6	131.6	131.6	131.6	131.6	131.6
2,5°	132.4	134.5	136.5	138.6	140.7	142.9	145.0	147.2	149.3	151.1	152.6	154.1	155.5
5,0°	136.2	140.7	145.2	150.1	155.2	160.1	165.5	171.2	177.1	182.6	187.7	192.3	196.7
7,5°	140.7	147.8	155.4	163.1	171.8	181.2	191.0	201.4	212.6	224.1	234.3	242.3	248.0
10,0°	145.8	155.5	166.0	177.1	189.8	203.4	219.6	236.2	247.5	254.2	258.8	261.3	262.6
12,5°	150.4	163.4	176.8	191.2	208.5	228.7	244.2	253.7	259.4	261.0	260.3	258.1	255.4
15,0°	152.7	169.1	184.5	203.0	225.6	243.0	253.7	258.5	258.2	255.7	252.1	249.2	247.0
17,5°	153.0	171.4	189.1	213.7	236.0	249.5	254.3	253.6	250.3	247.3	245.3	243.9	243.1
20,0°	150.7	170.1	191.9	220.1	239.7	247.8	247.7	244.7	242.2	240.9	239.8	239.4	239.0
22,5°	146.9	167.3	194.1	222.9	239.1	241.1	238.4	236.2	234.8	234.0	233.9	234.1	234.5
25,0°	143.3	166.0	197.5	224.2	235.4	233.9	231.7	229.8	228.3	228.4	229.2	230.5	231.6
27,5°	141.6	168.5	202.2	227.6	232.9	229.8	227.0	224.2	223.4	224.5	226.5	230.0	233.3
30,0°	143.8	174.8	209.4	232.3	233.6	228.8	223.8	220.7	220.7	223.4	228.9	235.1	241.0
32,5°	151.9	186.1	221.0	239.6	236.5	229.5	222.7	220.1	222.5	229.3	237.7	248.7	261.9
35,0°	167.3	204.1	238.0	252.1	245.3	233.3	225.7	225.6	233.1	243.5	258.5	276.2	294.8
37,5°	189.9	231.0	265.4	275.9	263.2	243.1	234.5	238.8	249.7	266.6	287.4	310.3	332.0
40,0°	219.4	268.8	310.2	319.3	292.3	261.6	252.6	260.2	275.4	298.0	323.7	350.9	373.9
42,5°	255.2	318.2	376.2	379.5	329.0	294.5	282.7	290.6	310.0	334.9	363.8	392.0	416.1
45,0°	291.7	377.9	460.0	441.3	383.2	346.4	329.7	335.2	356.3	380.6	408.5	437.2	467.1
47,5°	313.5	422.4	510.1	492.7	444.3	404.7	385.1	390.6	412.4	433.9	462.3	509.0	567.3
50,0°	322.1	427.1	523.1	531.8	498.3	460.9	444.9	458.7	490.7	529.8	590.9	678.4	759.4
52,5°	330.0	423.0	510.7	534.9	511.8	482.8	480.3	520.0	602.2	709.6	803.6	883.3	935.9
55,0°	305.8	384.9	457.0	476.1	460.3	453.6	483.4	565.6	738.3	923.8	1005.9	1041.7	1034.9
57,5°	224.1	284.8	349.1	377.3	388.0	416.9	491.6	641.3	859.1	1060.2	1125.2	1081.1	964.9
60,0°	124.1	156.8	227.5	273.2	299.1	350.2	474.4	685.2	902.7	1047.0	1045.9	924.1	734.1
62,5°	63.0	73.0	129.6	185.8	222.2	266.7	381.8	564.4	742.6	853.1	813.5	664.6	495.2
65,0°	42.6	44.9	81.7	136.8	181.2	216.0	273.1	371.7	467.9	543.1	529.6	413.8	301.4
67,5°	32.5	35.5	54.9	89.0	121.0	143.7	166.0	206.7	241.9	283.0	278.9	234.8	203.4
70,0°	27.0	28.2	38.3	54.2	71.1	80.0	89.0	107.6	120.9	125.1	137.6	159.0	148.1
72,5°	22.1	22.7	23.8	26.1	38.7	50.0	53.3	52.6	32.7	50.1	82.7	108.4	102.1
75,0°	17.3	18.2	18.6	20.8	23.8	33.3	35.7	23.9	24.2	34.9	57.1	70.0	68.9
77,5°	12.3	13.6	14.7	16.3	17.7	23.3	23.2	18.2	17.8	23.1	38.9	47.5	44.6
80,0°	8.5	9.4	11.0	12.4	13.8	14.7	14.5	12.5	11.8	14.2	22.7	26.3	22.3
82,5°	5.6	6.1	7.7	9.0	10.5	10.4	9.4	8.1	7.1	7.6	12.0	10.9	9.5
85,0°	2.7	3.3	4.5	5.5	6.0	5.5	4.9	3.8	3.3	2.8	2.9	2.9	3.1
87,5°	1.1	1.2	1.4	1.6	1.6	1.4	1.2	1.0	1.0	1.0	1.0	1.0	1.1
90,0°	0.0	0.0	0.0	0.0	0.0	0.0	0.0	0.0	0.0	0.0	0.0	0.0	0.0

## Photometric test report

<b>Family</b> Floodlight FL21 mini	<b>Order number: 5XA7776D2E1A</b> <b>EAN: 4058352657911</b>	<b>LP number</b> 59252_175
<b>Table of values for luminous intensities</b>		<b>Maximum luminous intensity</b>

**siteco**

C-planes	65° 115°	70° 110°	75° 105°	80° 100°	85° 95°	90°	185° 355°	190° 350°	195° 345°	200° 340°	205° 335°	210° 330°	215° 325°
γ	Luminous intensity in cd/klm												
0,0°	131.6	131.6	131.6	131.6	131.6	131.6	131.6	131.6	131.6	131.6	131.6	131.6	131.6
2,5°	156.6	157.4	158.2	158.9	159.9	164.9	130.5	128.8	127.2	125.6	124.1	122.9	121.7
5,0°	200.7	204.1	206.9	209.2	211.1	208.1	131.9	128.2	124.8	121.9	119.3	117.2	115.4
7,5°	251.8	254.5	256.3	257.6	258.6	259.4	134.3	128.8	124.2	120.6	117.6	115.5	113.8
10,0°	262.9	262.7	261.8	261.0	260.3	261.7	137.0	130.1	124.5	120.7	117.9	115.7	114.0
12,5°	252.7	250.4	248.2	246.5	245.3	245.4	139.2	130.7	124.9	121.4	118.5	116.9	118.0
15,0°	245.6	244.4	243.3	242.3	241.7	242.0	139.2	129.7	124.3	121.2	119.6	121.5	122.0
17,5°	242.5	242.2	242.0	241.8	241.8	242.1	136.8	126.8	122.1	119.9	122.3	121.8	120.9
20,0°	238.9	239.1	239.3	239.7	240.2	240.8	132.5	122.8	118.8	120.6	120.8	119.0	112.3
22,5°	234.9	235.5	236.2	237.3	238.6	239.5	127.6	118.5	117.1	120.1	117.2	110.8	103.0
25,0°	232.8	234.3	236.2	238.3	240.1	240.7	123.8	115.5	117.5	117.1	112.7	102.5	95.4
27,5°	235.5	237.9	241.2	245.0	248.0	251.6	122.0	114.1	119.1	114.4	104.9	95.8	88.1
30,0°	247.1	253.8	260.5	267.0	271.5	271.3	123.0	116.1	119.8	111.9	98.9	90.2	79.8
32,5°	273.6	283.7	292.5	300.5	305.7	312.0	128.5	123.1	121.2	108.8	94.1	84.0	75.1
35,0°	310.3	322.7	333.0	341.7	347.8	347.3	139.5	135.3	123.3	105.0	89.7	77.9	73.4
37,5°	350.9	365.7	376.4	385.0	391.1	393.4	155.8	149.6	126.9	103.3	85.9	75.6	73.2
40,0°	394.0	410.6	422.4	431.0	437.2	436.5	178.6	167.3	134.1	105.7	84.0	76.1	74.0
42,5°	437.8	455.4	469.6	480.6	488.5	498.0	204.1	186.9	144.7	111.1	85.3	76.9	74.4
45,0°	496.1	523.4	548.1	567.3	579.9	574.6	230.4	207.0	158.8	119.3	86.5	76.9	75.2
47,5°	622.1	667.2	704.9	729.3	744.5	772.1	248.7	221.2	172.9	124.8	85.9	75.9	75.1
50,0°	817.7	856.0	877.6	887.8	897.6	897.0	262.7	232.7	181.0	121.5	80.7	72.4	72.3
52,5°	957.0	949.9	942.3	953.3	956.1	957.8	270.4	223.5	168.0	104.5	72.0	66.7	68.0
55,0°	985.4	918.4	850.3	805.3	795.7	817.1	242.5	183.3	124.3	77.7	60.2	59.3	63.2
57,5°	820.8	679.3	557.4	471.0	414.0	399.4	168.5	121.8	83.1	58.3	49.6	50.4	58.2
60,0°	565.9	416.9	291.2	218.8	201.8	204.1	98.5	76.3	60.2	49.5	42.7	42.5	51.4
62,5°	352.9	225.2	172.1	164.4	165.0	163.5	62.0	53.1	50.9	44.0	38.6	37.9	42.6
65,0°	215.8	157.2	148.0	144.2	146.1	148.1	45.1	41.3	45.0	39.4	35.9	35.1	37.7
67,5°	155.8	138.1	133.4	129.5	129.8	126.1	35.6	35.3	36.1	34.5	32.8	32.2	34.9
70,0°	123.4	120.3	112.5	104.4	99.6	99.7	28.5	30.8	31.5	31.1	29.5	29.2	32.2
72,5°	90.4	88.2	79.7	70.9	68.2	63.4	23.2	24.9	27.7	26.3	25.0	25.2	27.5
75,0°	64.4	59.0	56.6	51.9	49.2	49.4	19.3	20.8	21.2	21.1	20.8	20.7	21.5
77,5°	39.1	35.8	37.0	39.4	36.6	32.0	13.8	15.5	15.5	15.5	15.9	15.5	15.0
80,0°	19.4	19.5	22.1	22.4	19.3	18.9	9.2	10.4	10.5	10.7	10.7	10.1	9.5
82,5°	9.4	9.3	10.3	10.0	8.2	7.7	5.7	6.3	6.7	6.6	6.3	5.9	5.5
85,0°	3.1	3.0	2.9	2.9	2.8	3.0	2.9	3.2	3.4	3.2	3.1	2.9	2.7
87,5°	1.1	1.1	1.1	1.0	1.0	1.0	1.1	1.2	1.3	1.3	1.2	1.2	1.2
90,0°	0.0	0.0	0.0	0.0	0.0	0.0	0.0	0.0	0.0	0.0	0.0	0.0	0.0

## Photometric test report

<b>Family</b> Floodlight FL21 mini	<b>Order number: 5XA7776D2E1A</b> <b>EAN: 4058352657911</b>	<b>LP number</b> 59252_175
<b>Table of values for luminous intensities</b>		<b>Maximum luminous intensity</b>
		<b>siteco</b>

C-planes	220° 320°	225° 315°	230° 310°	235° 305°	240° 300°	245° 295°	250° 290°	255° 285°	260° 280°	265° 275°	270°	Phi-zone	Total Phi-zone
γ	Luminous intensity in cd/klm											Luminous flux in lm/klm	
0,0°	131.6	131.6	131.6	131.6	131.6	131.6	131.6	131.6	131.6	131.6	131.6	0.2	0.2
2,5°	120.5	119.5	118.5	117.8	117.0	116.5	116.1	115.8	115.6	115.3	115.3	1.6	1.8
5,0°	113.8	112.6	111.6	110.9	110.4	110.0	109.7	109.6	109.4	109.1	109.2	3.5	5.3
7,5°	112.5	111.3	110.4	110.0	110.0	110.3	110.8	111.4	111.9	112.1	112.2	5.9	11.2
10,0°	113.2	113.9	115.3	116.9	118.0	118.9	120.0	120.9	121.7	122.0	122.0	8.4	19.6
12,5°	119.7	120.5	121.6	122.0	120.4	118.5	116.9	115.9	115.3	114.8	114.6	10.5	30.1
15,0°	122.1	120.5	116.5	113.3	110.9	109.0	107.6	106.7	106.1	105.6	105.2	12.5	42.6
17,5°	115.7	110.7	106.8	103.7	101.2	98.4	94.9	91.4	88.7	87.1	86.6	14.2	56.8
20,0°	106.2	101.5	97.6	92.5	85.4	80.0	77.7	77.1	77.0	77.0	76.9	15.6	72.4
22,5°	97.2	91.7	83.1	76.4	74.6	74.5	74.9	75.4	75.7	76.0	76.1	16.9	89.3
25,0°	88.7	78.4	73.8	72.9	73.0	73.6	74.4	75.3	76.2	76.8	77.1	18.3	107.7
27,5°	77.4	72.9	71.9	71.8	72.1	72.9	74.3	75.8	77.2	78.1	78.5	19.9	127.6
30,0°	73.6	71.9	71.4	71.4	71.7	72.7	74.5	76.4	78.1	79.3	79.7	22.0	149.6
32,5°	72.5	71.5	71.3	71.0	71.4	72.5	74.3	76.4	78.2	79.3	79.6	24.7	174.3
35,0°	72.1	71.7	71.3	71.2	71.2	72.0	73.0	74.5	76.2	77.3	77.7	28.1	202.4
37,5°	72.9	73.2	73.4	72.0	70.5	70.0	70.4	71.0	71.9	72.8	73.3	32.3	234.7
40,0°	73.9	75.3	75.1	71.5	68.7	66.7	66.6	67.4	68.6	69.5	69.9	37.6	272.3
42,5°	74.4	76.4	74.5	69.2	66.0	64.5	64.1	64.7	66.1	67.6	68.3	43.9	316.2
45,0°	75.2	75.9	73.1	68.2	64.3	62.2	61.4	62.3	64.3	66.3	67.4	52.1	368.3
47,5°	75.1	74.8	73.2	67.8	62.7	60.7	60.0	61.4	64.6	67.3	68.4	63.5	431.8
50,0°	74.2	74.8	72.5	67.4	61.7	59.9	60.1	60.9	62.5	64.5	66.0	77.1	508.9
52,5°	72.3	73.4	70.7	67.3	61.5	59.5	57.9	58.1	59.9	61.8	64.0	88.3	597.2
55,0°	69.1	70.8	68.3	66.7	61.9	57.2	55.2	55.5	56.4	58.2	61.7	90.8	688.0
57,5°	65.7	67.4	65.6	66.0	61.7	55.4	52.8	52.5	53.7	55.6	58.5	81.1	769.0
60,0°	61.4	63.0	62.1	63.8	61.7	55.3	51.6	51.0	52.2	56.1	60.3	66.4	835.4
62,5°	52.6	57.3	56.9	60.4	60.7	55.9	51.6	51.3	57.5	69.3	75.4	51.0	886.5
65,0°	43.1	48.7	51.4	55.4	57.9	56.1	52.5	56.3	62.8	61.2	61.7	36.9	923.4
67,5°	37.4	38.3	42.6	48.4	54.0	54.3	53.4	55.3	52.6	53.2	54.3	25.3	948.7
70,0°	32.2	30.9	33.3	40.0	47.3	50.8	51.5	49.0	47.0	48.3	49.4	17.6	966.3
72,5°	25.8	25.0	24.1	28.5	36.2	42.4	45.8	39.0	39.0	39.6	40.0	11.9	978.2
75,0°	19.8	17.8	17.9	20.3	25.4	31.1	36.7	33.2	30.3	30.4	31.0	8.7	986.9
77,5°	13.8	12.8	12.8	14.4	18.1	21.3	25.2	25.0	21.7	21.6	22.2	6.1	993.0
80,0°	8.7	8.6	8.6	9.3	11.7	12.3	13.6	15.3	13.6	13.3	13.5	3.7	996.7
82,5°	5.2	5.1	5.1	5.6	6.8	6.7	6.7	7.3	7.2	6.9	7.1	2.1	998.8
85,0°	2.6	2.5	2.5	2.6	2.8	2.7	2.7	2.6	2.6	2.6	2.6	0.9	999.7
87,5°	1.2	1.3	1.3	1.3	1.4	1.4	1.4	1.4	1.4	1.4	1.4	0.3	1000.0
90,0°	0.0	0.0	0.0	0.0	0.0	0.0	0.0	0.0	0.0	0.0	0.0	0.0	1000.0

## Photometric test report

<b>Family</b> Floodlight FL21 mini	<b>Order number: 5XA7776D2E1A</b> <b>EAN: 4058352657911</b>	<b>LP number</b> 59252_175
---------------------------------------	--	-------------------------------

<b>Dimming levels table</b>	environmental temperature: 25°C	<b>siteco</b>
-----------------------------	---------------------------------	---------------

Luminous flux %	Dimming level linear	Dimming level logarithmic	Luminous flux [lm]	Power consumption [W] start of lifetime	Power consumption [W] end of lifetime	Power consumption [W] average
100	254	254	17220	142.9	150.9	146.9
95	237	251	16334	133.1	140.5	136.8
90	222	249	15519	124.5	131.4	128.0
85	206	246	14618	115.5	121.8	118.6
80	192	244	13801	107.6	113.5	110.6
75	177	241	12902	99.2	104.6	101.9
70	163	238	12039	91.4	96.4	93.9
65	150	235	11214	84.3	88.7	86.5
60	136	231	10306	76.6	80.7	78.6
55	124	228	9503	70.1	73.8	71.9
50	111	224	8609	63.0	66.3	64.6
45	99	219	7766	56.5	59.5	58.0
40	87	215	6906	50.1	52.7	51.4
35	75	209	6023	43.7	45.9	44.8
30	64	204	5199	37.8	39.7	38.8
25	52	196	4278	31.4	33.0	32.2
20	41	187	3419	25.7	26.9	26.3
18	36	182	3023	23.2	24.1	23.6