



# Photometric test report

<b>Family</b> <b>Floodlight FL21 midi</b>	<b>Order number: 5XA7785E2F3A</b> <b>EAN: 4058352855409</b>	<b>LP number</b> <b>59367_13</b>
	<b>Version</b> Mast bracket <b>Optic</b> asymmetric distribution PL33T <b>Cover</b> toughened safety glass <b>Lamps</b> LED 3000 K   CRI ≥ 70 <b>Controlgear</b> EVG-Smart Interface <b>Rated values</b> Net luminous flux = 26630 lm Power consumption = 212.4 W Luminous efficacy = 125.4 lm/W	<b>serial documentation</b> <b>21.12.2022</b>





**Luminous intensity in cd/klm** C180-0 C240-60 C245-65 C270-90 **Imax: 1467 cd/klm**



**Luminaire output ratios**

Eta	100.0%
Eta 0° - 90°	100.0%
Eta 90° - 180°	0.0%

**Luminous intensity class acc. to EN13201-2**

Class:	G6
Imax 70°	277.8
Imax 80°	14.1
Imax 90°	0.0
Imax >90°	0.0
Imax >95°	0.0

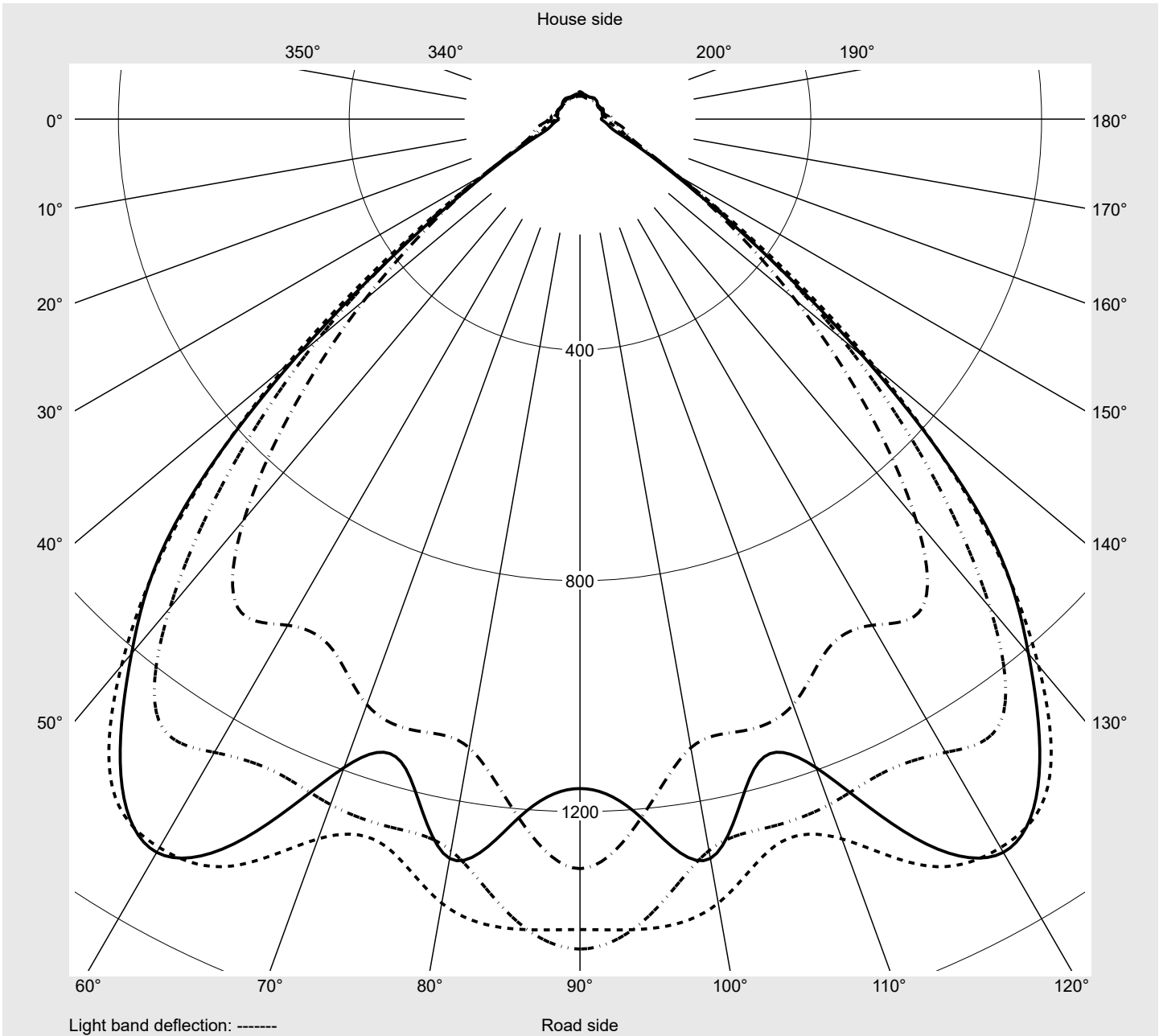
**Measurement conditions**

DIN EN 13032 and DIN 5032

**Photometric test report**

<b>Family</b> Floodlight FL21 midi	<b>Order number: 5XA7785E2F3A</b> <b>EAN: 4058352855409</b>	<b>LP number</b> 59367_13
---------------------------------------	--	------------------------------

**Envelope curve in cd/klm**      **KMK 60°**    **KMK 57.5°**    **KMK 55°**    **KMK 52.5°**      **siteco**



## Photometric test report

<b>Family</b> Floodlight FL21 midi	<b>Order number: 5XA7785E2F3A</b> <b>EAN: 4058352855409</b>	<b>LP number</b> 59367_13
<b>Table of values for luminous intensities</b>		<b>Maximum luminous intensity</b>
		<b>siteco</b>

C-planes	0° 180°	5° 175°	10° 170°	15° 165°	20° 160°	25° 155°	30° 150°	35° 145°	40° 140°	45° 135°	50° 130°	55° 125°	60° 120°
γ	Luminous intensity in cd/klm												
0,0°	125.0	125.0	125.0	125.0	125.0	125.0	125.0	125.0	125.0	125.0	125.0	125.0	125.0
2,5°	126.0	127.9	130.1	132.1	134.1	136.1	137.9	139.7	141.4	143.0	144.4	145.7	146.8
5,0°	127.4	131.7	136.0	140.4	144.8	149.1	153.1	157.1	160.7	164.4	168.0	171.1	174.3
7,5°	128.0	134.1	140.1	146.3	152.5	159.1	165.8	172.9	179.9	187.1	194.2	201.2	207.6
10,0°	128.3	135.8	143.6	152.1	161.4	171.8	182.2	193.1	204.0	215.3	225.7	234.5	241.7
12,5°	128.5	137.9	148.6	159.9	172.1	184.7	196.8	209.7	221.9	232.6	241.8	249.2	255.7
15,0°	129.3	140.4	152.8	165.7	178.4	191.1	204.7	218.1	229.6	239.3	247.6	255.9	264.0
17,5°	129.6	141.7	154.8	168.3	181.5	196.0	210.7	224.7	236.5	246.6	257.9	270.3	282.9
20,0°	127.9	141.3	154.8	168.8	183.7	200.6	218.1	234.3	247.7	260.6	277.3	294.2	310.4
22,5°	123.9	138.6	153.7	168.5	185.5	205.4	226.0	242.9	256.9	273.0	294.9	313.1	326.9
25,0°	122.1	134.7	150.3	167.5	186.2	206.8	229.2	247.0	259.9	278.5	301.2	319.1	335.9
27,5°	120.1	131.0	144.2	164.5	184.3	205.2	227.9	248.2	263.1	284.0	309.2	333.6	354.0
30,0°	116.8	126.8	138.2	159.8	181.0	201.7	227.1	254.8	276.1	301.4	331.2	361.6	381.1
32,5°	111.9	122.6	132.7	154.8	177.0	199.1	229.2	262.8	290.9	318.8	353.4	386.1	404.7
35,0°	106.5	117.5	127.8	149.1	171.1	196.3	231.1	266.8	298.5	327.4	365.0	397.2	419.7
37,5°	100.0	109.6	122.0	141.5	164.5	191.8	231.8	265.0	294.0	323.6	358.1	388.6	410.5
40,0°	92.0	99.5	113.7	132.0	155.8	187.3	230.3	261.2	286.1	316.8	354.9	378.6	399.2
42,5°	83.8	90.5	105.1	122.6	145.8	182.4	231.4	262.2	290.4	333.3	375.7	396.6	416.4
45,0°	76.1	82.7	98.5	116.9	139.3	179.2	232.4	267.7	314.3	379.3	438.6	470.3	485.1
47,5°	69.6	76.1	92.0	108.2	127.7	164.2	218.9	269.7	343.7	433.4	529.7	582.5	588.3
50,0°	62.8	66.1	79.0	91.5	104.4	135.5	193.9	273.2	390.2	530.5	686.4	778.0	766.7
52,5°	54.9	60.6	73.3	82.7	93.1	123.2	190.5	310.9	487.2	696.5	905.7	1034.0	1012.9
55,0°	49.5	54.9	67.0	74.4	85.9	117.3	194.4	353.9	591.4	853.5	1106.0	1272.6	1267.3
57,5°	43.2	47.6	57.7	64.6	77.2	111.2	194.4	371.2	665.6	982.8	1236.4	1413.2	1457.8
60,0°	37.0	41.4	47.5	54.3	69.4	108.2	182.7	341.5	643.7	992.8	1209.2	1387.4	1467.3
62,5°	32.5	35.5	39.7	46.4	59.9	95.3	152.5	268.8	504.3	807.0	995.2	1183.6	1229.3
65,0°	27.8	30.4	34.1	40.3	49.2	70.3	109.4	182.8	335.2	551.3	733.1	891.2	858.8
67,5°	21.9	23.1	27.5	33.2	40.6	51.3	71.7	110.4	192.7	322.0	465.3	546.3	495.6
70,0°	18.7	18.6	20.7	27.7	34.9	41.4	52.4	67.9	101.2	159.2	236.5	277.8	230.1
72,5°	15.2	15.6	16.6	21.8	27.3	31.8	36.7	42.5	53.1	70.9	90.4	103.5	89.8
75,0°	12.5	12.9	13.3	16.0	19.3	21.6	24.1	25.0	28.7	32.9	37.6	42.2	37.5
77,5°	9.8	10.5	10.7	12.0	13.5	14.3	14.9	15.1	16.5	18.1	20.2	21.8	20.5
80,0°	8.0	7.6	7.9	9.3	8.8	8.9	8.7	8.9	9.8	10.1	11.6	11.9	11.3
82,5°	6.5	5.4	5.0	5.9	5.5	5.1	4.7	4.9	5.1	5.4	5.9	6.0	5.6
85,0°	3.4	2.7	2.3	2.3	2.2	2.1	2.1	2.1	2.0	2.2	2.4	2.4	2.4
87,5°	0.7	0.7	0.6	0.6	0.7	0.7	0.7	0.8	0.8	0.9	0.9	1.0	1.0
90,0°	0.0	0.0	0.0	0.0	0.0	0.0	0.0	0.0	0.0	0.0	0.0	0.0	0.0

## Photometric test report

<b>Family</b> Floodlight FL21 midi	<b>Order number: 5XA7785E2F3A</b> <b>EAN: 4058352855409</b>	<b>LP number</b> 59367_13
<b>Table of values for luminous intensities</b>		<b>Maximum luminous intensity</b>

**siteco**

C-planes	65° 115°	70° 110°	75° 105°	80° 100°	85° 95°	90°	185° 355°	190° 350°	195° 345°	200° 340°	205° 335°	210° 330°	215° 325°
γ	Luminous intensity in cd/klm												
0,0°	125.0	125.0	125.0	125.0	125.0	125.0	125.0	125.0	125.0	125.0	125.0	125.0	125.0
2,5°	147.8	148.4	149.1	149.6	150.1	154.8	124.2	122.3	120.5	118.7	117.1	115.5	114.0
5,0°	177.0	179.3	181.1	182.6	183.6	182.6	123.4	119.5	115.8	112.5	109.3	106.5	103.8
7,5°	213.0	217.2	220.6	223.3	225.4	227.0	122.3	116.9	111.7	107.0	102.7	98.9	95.4
10,0°	247.4	251.8	255.1	257.4	258.9	259.2	121.3	114.5	107.9	102.1	96.7	92.0	88.2
12,5°	260.9	264.6	267.3	269.2	270.7	272.3	119.9	111.7	104.1	97.3	91.3	86.4	82.3
15,0°	270.6	276.4	281.6	286.3	289.7	289.5	118.9	109.0	100.6	92.9	85.9	79.7	75.0
17,5°	295.4	307.1	316.9	324.7	330.4	337.6	117.8	105.6	94.7	86.8	80.0	74.2	69.7
20,0°	324.9	335.8	344.5	351.4	357.6	359.7	113.4	101.0	90.6	82.3	74.6	69.3	65.7
22,5°	341.3	354.9	363.5	369.0	373.3	376.6	110.4	97.3	85.9	76.7	70.1	65.1	60.6
25,0°	355.5	373.0	378.7	378.9	379.2	379.8	107.0	92.6	81.7	73.0	66.5	60.4	55.6
27,5°	372.0	389.5	398.2	397.8	393.7	394.0	102.1	87.2	77.5	69.6	62.5	56.2	53.3
30,0°	395.3	409.5	416.1	413.2	409.9	408.8	97.0	82.9	73.3	66.1	58.0	54.0	51.3
32,5°	419.4	428.6	427.7	421.3	419.0	422.0	92.4	78.8	69.3	61.3	55.6	52.3	49.9
35,0°	441.8	438.1	432.5	424.5	420.4	420.8	87.2	73.9	65.4	57.5	53.5	50.9	48.6
37,5°	429.1	438.1	427.8	420.9	418.3	420.1	82.3	69.3	59.4	54.0	51.4	49.0	46.3
40,0°	428.8	447.2	448.5	451.8	469.8	475.6	76.9	63.9	54.8	51.1	48.9	47.4	45.1
42,5°	453.4	493.2	516.7	541.5	583.5	629.2	72.0	58.2	51.2	48.6	47.1	45.7	43.8
45,0°	524.4	587.2	632.1	679.0	742.6	774.8	67.9	54.0	48.3	46.5	45.3	43.7	42.7
47,5°	622.0	701.2	757.2	800.2	893.6	980.7	63.6	50.5	45.8	44.4	43.8	42.2	41.3
50,0°	785.4	866.2	904.9	931.3	1038.8	1114.2	58.9	47.5	42.8	42.6	42.1	40.8	39.6
52,5°	1014.5	1079.9	1097.3	1106.3	1215.8	1299.0	53.5	45.6	41.6	41.8	41.0	39.5	38.7
55,0°	1248.6	1264.1	1270.2	1287.4	1385.0	1438.3	49.9	44.6	42.2	43.1	43.4	40.6	39.8
57,5°	1428.3	1327.5	1304.2	1379.7	1408.0	1404.5	44.4	42.4	41.6	42.8	41.7	40.6	39.1
60,0°	1375.0	1196.0	1166.0	1301.1	1215.0	1160.1	39.1	39.5	39.7	40.3	39.1	38.2	37.8
62,5°	1067.0	911.0	916.3	978.6	898.4	768.5	33.5	36.1	37.1	36.9	36.7	36.1	36.5
65,0°	696.2	580.9	594.1	585.1	555.5	521.5	29.7	32.7	34.0	33.9	33.3	34.1	35.8
67,5°	381.0	323.8	299.1	240.8	204.0	163.4	26.0	28.0	29.8	29.4	30.4	31.7	34.1
70,0°	171.4	154.0	129.5	82.3	72.3	77.2	20.7	22.1	22.8	24.0	27.6	28.8	30.9
72,5°	70.6	64.7	51.8	39.4	35.7	32.9	16.5	17.7	19.0	20.1	23.9	25.1	26.2
75,0°	33.1	31.3	26.2	22.6	20.4	21.1	13.1	14.3	15.4	16.8	19.8	20.9	21.0
77,5°	19.0	17.7	15.5	14.0	13.0	12.3	10.1	11.3	12.1	13.1	14.8	16.3	15.9
80,0°	10.1	9.6	9.0	8.6	8.2	8.3	7.8	8.3	8.7	9.5	10.8	11.9	12.0
82,5°	5.0	4.9	4.8	4.7	4.7	4.5	6.0	6.4	6.6	6.7	7.6	8.1	8.6
85,0°	2.3	2.3	2.3	2.3	2.3	2.4	3.1	2.9	3.4	3.2	3.2	3.4	3.8
87,5°	1.1	1.1	1.2	1.2	1.2	1.2	0.7	0.8	0.9	1.0	1.0	1.0	1.1
90,0°	0.0	0.0	0.0	0.0	0.0	0.0	0.0	0.0	0.0	0.0	0.0	0.0	0.0

## Photometric test report

<b>Family</b> Floodlight FL21 midi	<b>Order number: 5XA7785E2F3A</b> <b>EAN: 4058352855409</b>	<b>LP number</b> 59367_13
<b>Table of values for luminous intensities</b>		<b>Maximum luminous intensity</b>
		<b>siteco</b>

C-planes	220° 320°	225° 315°	230° 310°	235° 305°	240° 300°	245° 295°	250° 290°	255° 285°	260° 280°	265° 275°	270°	Phi-zone	Total Phi-zone
γ	Luminous intensity in cd/klm											Luminous flux in lm/klm	
0,0°	125.0	125.0	125.0	125.0	125.0	125.0	125.0	125.0	125.0	125.0	125.0	0.2	0.2
2,5°	112.6	111.3	110.1	109.1	108.2	107.4	106.8	106.4	106.0	105.7	105.6	1.5	1.7
5,0°	101.4	99.2	97.3	95.6	94.2	93.0	92.1	91.4	90.8	90.3	90.2	3.2	4.9
7,5°	92.4	89.9	87.8	86.0	84.4	83.2	82.2	81.5	81.0	80.5	80.4	5.0	9.9
10,0°	85.0	82.4	80.3	78.5	76.9	75.6	74.7	74.1	73.8	73.6	73.6	7.0	16.9
12,5°	79.0	76.3	73.9	71.9	70.4	69.4	68.7	68.4	68.3	68.0	67.8	9.0	25.9
15,0°	71.6	68.7	65.9	63.8	62.4	61.2	60.0	59.1	58.7	58.8	59.0	10.8	36.7
17,5°	66.4	63.4	60.8	57.3	55.6	54.9	54.1	53.1	51.8	50.8	50.7	13.0	49.7
20,0°	62.3	57.5	55.0	53.8	53.1	51.9	51.2	50.0	49.5	49.2	49.1	15.3	65.0
22,5°	56.0	53.7	52.3	51.1	50.0	49.3	48.0	47.5	47.4	47.4	47.3	17.5	82.4
25,0°	53.4	51.5	49.8	48.5	47.7	46.2	45.6	45.4	45.5	45.7	46.0	19.4	101.8
27,5°	51.2	49.3	47.3	46.2	44.4	44.0	44.0	44.0	44.4	44.9	45.0	21.5	123.3
30,0°	49.7	47.1	45.7	44.1	43.2	42.8	42.8	43.0	43.3	43.8	44.0	23.8	147.1
32,5°	47.6	46.2	45.0	42.8	42.0	42.0	42.1	42.4	43.0	43.3	44.0	26.1	173.3
35,0°	46.1	45.1	43.5	42.3	41.9	41.8	41.7	42.2	43.0	43.7	43.7	28.1	201.4
37,5°	45.5	44.5	42.8	42.0	41.9	41.9	41.8	41.9	41.9	42.3	42.4	29.2	230.6
40,0°	44.5	43.5	42.3	41.7	41.6	41.4	41.2	41.1	41.4	41.8	41.9	30.9	261.5
42,5°	43.3	42.3	41.1	40.8	40.5	40.4	40.4	40.4	40.6	41.2	41.0	34.7	296.2
45,0°	42.1	41.3	40.0	39.6	39.3	39.3	39.5	39.6	39.9	40.9	40.7	40.9	337.1
47,5°	40.0	39.7	39.6	38.7	38.5	38.3	38.7	38.8	39.4	39.2	42.1	48.3	385.5
50,0°	38.8	38.0	38.6	39.1	38.0	37.8	38.1	37.9	38.8	39.7	39.2	58.1	443.6
52,5°	38.6	38.1	38.5	38.6	38.2	38.2	38.0	37.9	38.9	39.7	39.5	72.5	516.0
55,0°	39.1	39.4	40.2	41.2	40.6	40.0	39.6	40.1	41.6	43.5	44.9	87.3	603.3
57,5°	39.8	41.9	43.1	44.0	43.0	41.9	41.9	42.7	44.3	45.7	47.6	96.4	699.8
60,0°	39.6	41.9	43.3	43.8	42.8	41.8	41.8	42.6	43.6	44.1	44.2	93.2	793.0
62,5°	39.2	42.0	43.8	43.5	42.2	41.5	42.2	42.5	41.3	40.0	39.5	76.3	869.3
65,0°	39.0	42.0	44.0	43.1	42.1	42.4	43.6	42.5	40.5	38.5	39.4	54.2	923.5
67,5°	37.5	40.5	42.2	42.2	42.1	42.9	43.3	41.5	39.3	38.8	38.6	32.2	955.7
70,0°	34.0	37.3	36.0	37.9	39.5	41.1	41.7	39.8	38.6	38.2	37.3	18.0	973.7
72,5°	26.8	27.6	29.6	32.0	34.7	36.6	37.2	35.6	34.1	33.6	31.3	10.1	983.7
75,0°	21.5	22.3	24.2	26.7	29.5	31.7	31.1	27.1	25.2	23.4	22.2	6.3	990.1
77,5°	16.0	15.8	18.0	19.1	22.8	23.5	22.6	20.7	17.5	14.1	12.6	4.3	994.4
80,0°	10.3	10.4	11.8	12.5	13.4	14.1	14.0	12.8	10.7	10.6	10.0	2.8	997.1
82,5°	7.4	7.4	8.2	8.8	8.4	9.5	9.4	8.5	7.8	8.2	8.1	1.8	998.9
85,0°	3.6	3.8	4.0	4.4	4.0	4.0	4.1	4.0	3.6	3.7	3.8	0.8	999.7
87,5°	1.1	1.2	1.3	1.4	1.5	1.6	1.7	1.8	1.9	1.9	1.9	0.3	1000.0
90,0°	0.0	0.0	0.0	0.0	0.0	0.0	0.0	0.0	0.0	0.0	0.0	0.0	1000.0

## Photometric test report

<b>Family</b> Floodlight FL21 midi	<b>Order number: 5XA7785E2F3A</b> <b>EAN: 4058352855409</b>	<b>LP number</b> 59367_13
---------------------------------------	--	------------------------------

<b>Dimming levels table</b>	environmental temperature: 25°C	<b>siteco</b>
-----------------------------	---------------------------------	---------------

Luminous flux %	Dimming level linear	Dimming level logarithmic	Luminous flux [lm]	Power consumption [W] start of lifetime	Power consumption [W] end of lifetime	Power consumption [W] average
100	254	254	26630	212.4	230.9	221.6
95	238	252	25321	198.7	215.9	207.3
90	222	249	23958	185.1	201.1	193.1
85	207	247	22637	172.6	187.3	180.0
80	192	244	21266	160.1	173.6	166.8
75	178	241	19958	148.5	161.0	154.8
70	164	238	18616	137.0	148.4	142.7
65	151	235	17338	126.4	136.8	131.6
60	138	232	16005	115.8	125.3	120.6
55	125	228	14668	105.4	113.9	109.6
50	112	224	13295	94.9	102.5	98.7
45	100	220	12003	85.4	92.1	88.8
40	88	215	10686	75.8	81.7	78.8
35	76	210	9306	66.4	71.5	69.0
30	64	204	7938	57.0	61.2	59.1
25	53	197	6649	48.4	51.8	50.1
20	42	188	5342	39.9	42.6	41.2
15	31	177	4005	31.5	33.5	32.5
14	28	173	3632	29.2	31.0	30.1