

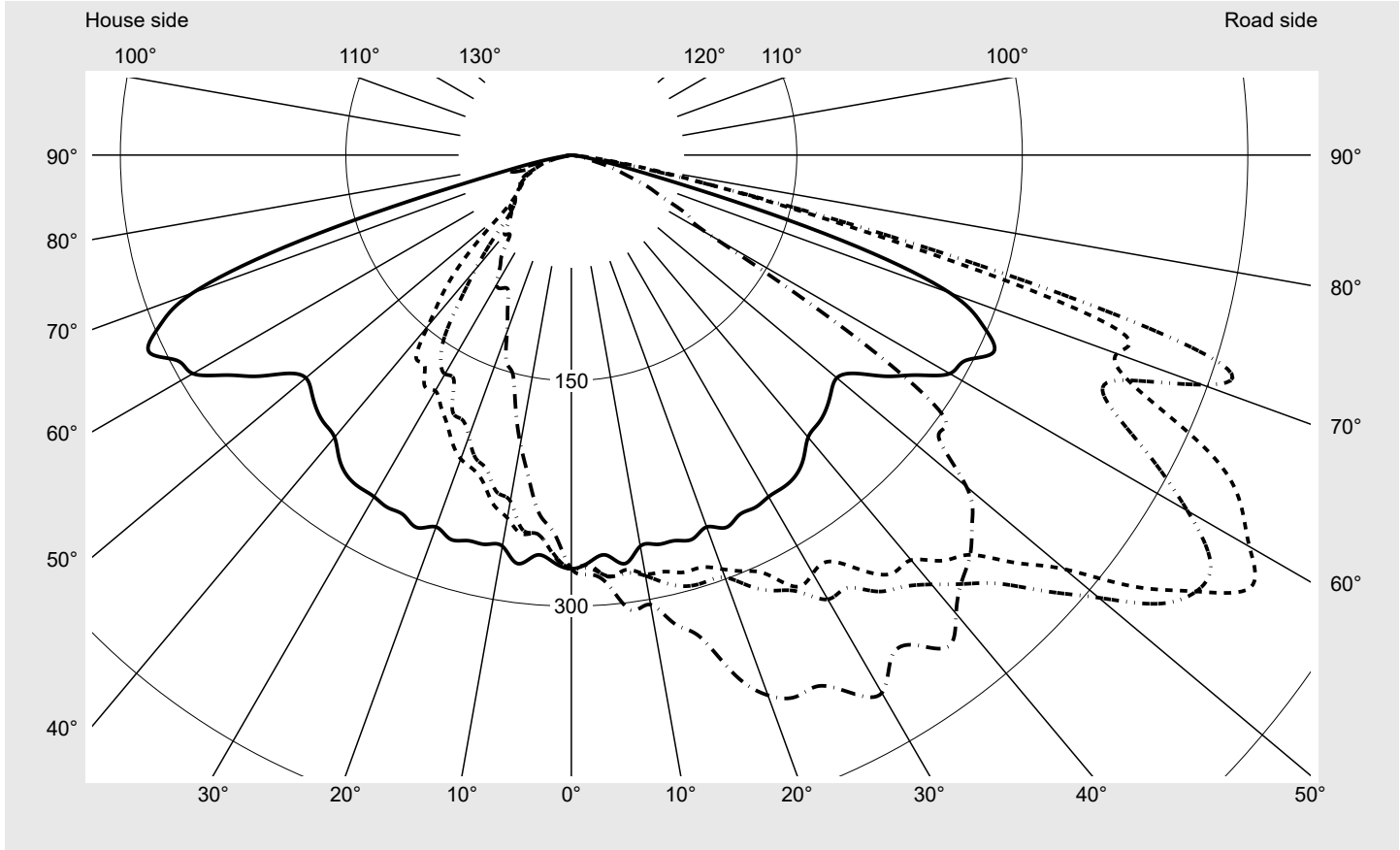


# Photometric test report

<b>Family</b> <b>Streetlight 21 mini LED</b>	<b>Order number: 5XE2E41G08JB</b> <b>EAN: 4058352725566</b>	<b>LP number</b> <b>59079_45</b>
	<b>Version</b> post-top or side-entry mounting <b>Optic</b> asymmetric, wide distribution (STW1.0a G) <b>Cover</b> toughened safety glass <b>Lamps</b> LED 4000 K   CRI ≥ 70 <b>Controlgear</b> ECG SITECO iQ <b>Rated values</b> Net luminous flux = 11290 lm Power consumption = 71.6 W Luminous efficacy = 157.7 lm/W	<b>serial documentation</b> <b>23.08.2022</b>
		

**Luminous intensity in cd/klm** C180-0 C200-20 C205-25 C270-90 **Imax: 535 cd/klm**



**Luminaire output ratios**

Eta	100.0%
Eta 0° - 90°	100.0%
Eta 90° - 180°	0.0%

**Luminous intensity class acc. to EN13201-2**

Class:	G4
Imax 70°	486.3
Imax 80°	49.2
Imax 90°	0.0
Imax >90°	0.0
Imax >95°	0.0

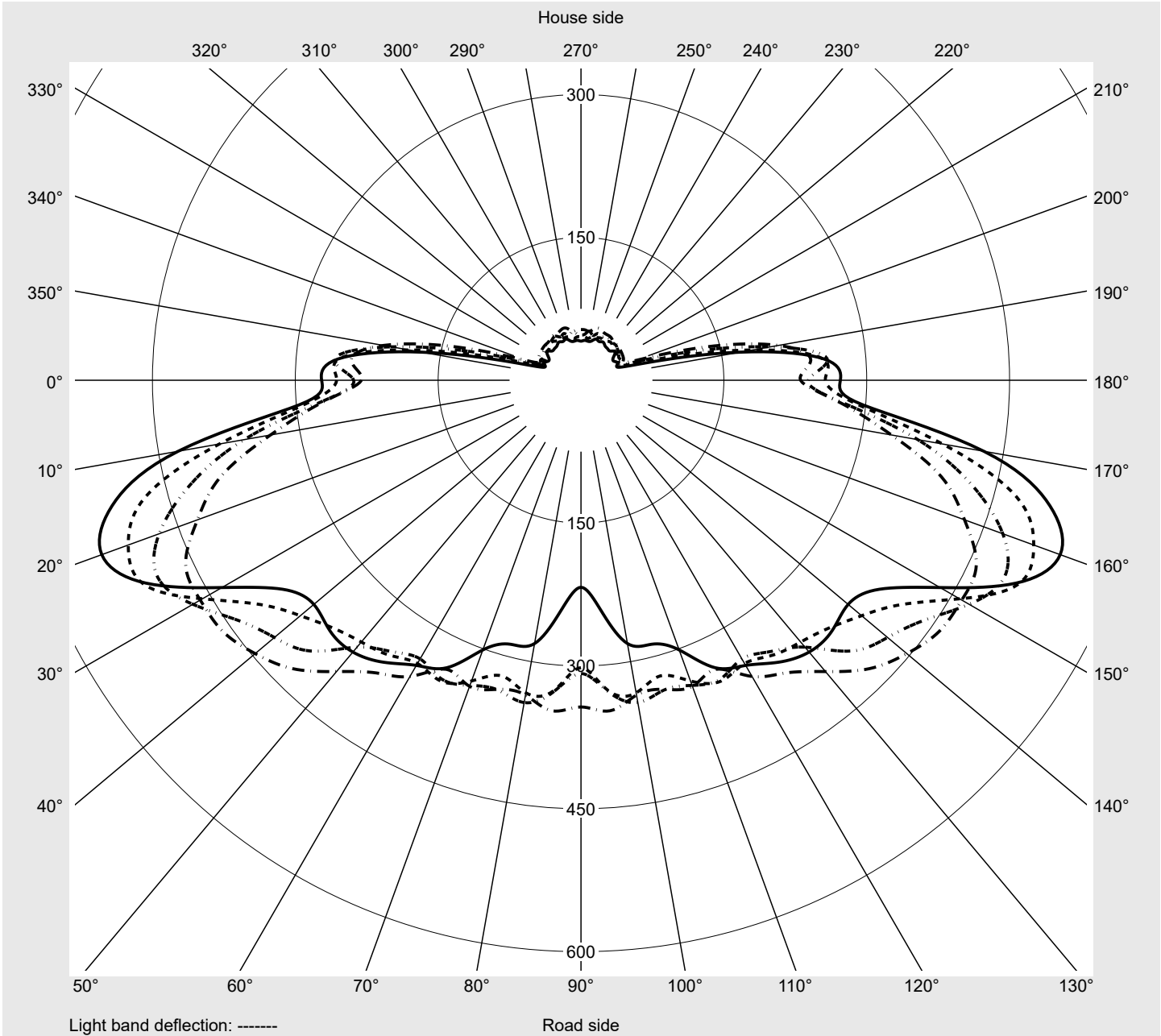
**Measurement conditions**

DIN EN 13032 and DIN 5032

**Photometric test report**

<b>Family</b> Streetlight 21 mini LED	<b>Order number: 5XE2E41G08JB</b> <b>EAN: 4058352725566</b>	<b>LP number</b> 59079_45
--	--	------------------------------

**Envelope curve in cd/klm**      **KMK 57.5°**    **KMK 55°**    **KMK 52.5°**    **KMK 50°**      **siteco**



## Photometric test report

<b>Family</b> <b>Streetlight 21 mini LED</b>	<b>Order number: 5XE2E41G08JB</b> <b>EAN: 4058352725566</b>	<b>LP number</b> <b>59079_45</b>
<b>Table of values for luminous intensities</b>		<b>Maximum luminous intensity</b>
		<b>siteco</b>

C-planes	0° 180°	5° 175°	10° 170°	15° 165°	20° 160°	25° 155°	30° 150°	35° 145°	40° 140°	45° 135°	50° 130°	55° 125°	60° 120°
γ	Luminous intensity in cd/klm												
0,0°	275.2	275.2	275.2	275.2	275.2	275.2	275.2	275.2	275.2	275.2	275.2	275.2	275.2
2,5°	271.1	272.6	274.2	272.4	273.1	275.0	271.7	272.5	277.2	276.0	276.0	276.0	273.8
5,0°	267.1	272.9	275.2	280.1	281.5	281.2	280.8	282.7	283.1	284.1	282.6	285.7	289.7
7,5°	274.1	279.0	277.5	278.4	278.2	280.5	282.2	280.1	280.7	279.4	280.1	282.2	287.0
10,0°	264.1	267.7	274.1	281.5	282.9	284.1	284.6	289.0	288.4	289.8	289.4	296.1	298.5
12,5°	265.2	273.1	281.9	286.0	283.8	291.7	297.8	297.4	299.9	302.2	305.4	304.8	305.6
15,0°	265.5	268.6	273.1	278.4	287.3	296.8	296.7	300.7	302.2	302.6	306.1	317.4	327.7
17,5°	267.8	273.0	278.7	286.4	287.5	297.6	312.8	307.7	310.5	319.9	331.7	332.0	337.4
20,0°	263.2	276.0	283.2	285.6	293.0	298.9	314.1	316.9	322.0	337.8	350.9	349.4	357.5
22,5°	268.2	277.3	286.1	293.7	299.5	310.4	324.4	326.9	342.4	343.6	356.1	369.0	375.1
25,0°	264.1	279.2	290.5	304.6	307.6	319.6	332.9	339.3	354.0	370.6	376.6	388.5	394.7
27,5°	264.4	278.9	292.5	301.1	323.7	327.4	350.6	352.7	365.4	382.4	390.1	396.0	398.1
30,0°	262.4	282.1	299.4	304.0	321.3	341.2	351.9	364.5	376.7	390.8	402.8	403.1	399.6
32,5°	262.1	278.2	296.7	315.0	320.5	341.4	361.3	372.4	390.8	396.6	408.5	414.4	410.7
35,0°	260.2	274.8	293.4	320.6	337.1	354.3	370.4	374.9	395.6	416.3	417.7	425.9	434.6
37,5°	253.9	269.5	301.7	327.7	350.7	362.0	373.6	396.8	412.7	434.7	432.1	435.0	433.6
40,0°	245.1	278.1	306.0	330.0	351.7	372.8	391.4	402.6	422.5	443.3	435.7	438.1	439.9
42,5°	242.6	268.1	310.3	337.6	365.9	386.9	401.8	431.6	446.3	442.4	453.9	429.3	424.6
45,0°	239.5	273.8	302.3	342.4	376.0	403.2	431.8	441.1	452.0	463.2	443.3	420.5	405.7
47,5°	234.2	273.4	316.7	354.5	401.5	429.6	443.6	448.8	453.7	445.8	421.4	404.1	379.3
50,0°	230.6	273.9	331.1	391.8	428.6	458.0	461.6	459.4	446.6	428.3	399.3	375.2	359.2
52,5°	238.6	277.2	359.1	425.0	471.4	490.3	470.6	439.6	420.2	402.0	365.9	347.7	337.9
55,0°	256.6	291.5	385.6	473.5	505.9	506.7	459.0	410.7	384.7	368.1	358.8	352.1	343.4
57,5°	272.4	297.3	429.5	509.8	535.5	504.1	435.4	382.6	366.2	372.5	372.6	361.5	345.8
60,0°	290.7	312.9	440.7	516.1	520.9	473.3	391.3	379.2	399.9	420.5	391.2	362.4	336.3
62,5°	295.8	319.6	438.3	511.2	501.8	433.9	373.9	424.8	468.3	466.9	396.4	312.7	244.7
65,0°	310.0	306.1	414.0	482.8	468.6	395.4	406.6	503.6	507.9	477.9	351.8	231.9	136.1
67,5°	296.3	284.8	343.3	418.8	408.3	391.9	456.6	515.0	519.3	406.7	244.9	142.9	85.5
70,0°	267.9	221.9	267.0	347.6	386.2	446.6	482.2	486.3	474.1	299.8	141.0	105.2	59.3
72,5°	188.3	130.0	180.7	283.4	375.3	444.0	418.1	427.9	352.8	173.7	109.3	73.5	42.6
75,0°	79.5	49.5	103.3	171.0	226.3	273.0	234.3	258.1	188.4	90.8	79.5	53.3	28.4
77,5°	32.8	26.1	45.5	68.8	109.2	112.3	72.0	72.0	64.4	51.6	54.2	38.7	20.2
80,0°	12.7	11.2	13.8	29.0	49.2	38.8	18.1	12.1	17.2	27.4	33.2	21.4	13.7
82,5°	3.2	2.9	2.9	5.3	16.4	9.5	4.8	5.8	4.2	4.2	8.1	8.7	8.6
85,0°	1.0	0.7	1.0	1.2	1.0	1.3	1.2	1.3	1.3	1.2	1.1	1.3	1.4
87,5°	0.2	0.3	0.3	0.2	0.3	0.2	0.2	0.1	0.1	0.2	0.3	0.1	0.1
90,0°	0.0	0.0	0.0	0.0	0.0	0.0	0.0	0.0	0.0	0.0	0.0	0.0	0.0

## Photometric test report

<b>Family</b> <b>Streetlight 21 mini LED</b>	<b>Order number: 5XE2E41G08JB</b> <b>EAN: 4058352725566</b>	<b>LP number</b> <b>59079_45</b>
<b>Table of values for luminous intensities</b>		<b>Maximum luminous intensity</b>
		<b>siteco</b>

C-planes	65° 115°	70° 110°	75° 105°	80° 100°	85° 95°	90°	185° 355°	190° 350°	195° 345°	200° 340°	205° 335°	210° 330°	215° 325°
γ	Luminous intensity in cd/klm												
0,0°	275.2	275.2	275.2	275.2	275.2	275.2	275.2	275.2	275.2	275.2	275.2	275.2	275.2
2,5°	275.4	276.4	275.8	278.7	278.6	279.2	271.9	270.2	267.9	266.6	265.7	265.4	263.3
5,0°	286.6	286.7	285.9	286.3	284.1	287.4	264.7	262.8	256.2	253.3	253.1	251.8	249.4
7,5°	296.6	297.2	303.1	302.6	302.8	305.2	270.5	262.1	259.5	254.0	251.0	248.1	242.3
10,0°	301.8	296.6	299.1	304.9	306.9	303.6	259.4	258.2	251.7	245.1	233.7	230.0	225.1
12,5°	309.7	314.4	316.9	312.5	316.6	319.6	255.9	247.6	242.0	238.3	229.5	217.0	207.4
15,0°	330.0	333.2	335.6	336.4	331.8	332.1	257.5	245.9	237.1	225.7	216.8	209.9	200.7
17,5°	340.4	350.7	346.9	351.7	356.5	362.7	255.8	243.9	231.9	218.7	211.5	199.8	188.0
20,0°	362.8	363.2	373.1	382.4	380.6	382.4	252.3	241.2	228.1	215.1	199.2	189.6	172.4
22,5°	387.9	383.3	388.4	391.7	392.5	390.0	253.3	235.4	220.1	206.9	190.3	176.2	163.6
25,0°	395.3	398.5	402.1	400.7	402.0	389.6	250.3	227.6	210.8	196.3	187.2	166.5	152.4
27,5°	401.7	407.5	403.6	409.3	400.9	403.3	260.7	230.3	210.7	188.2	169.1	157.2	146.2
30,0°	413.5	413.1	416.0	405.9	412.5	413.1	252.2	228.6	208.9	181.1	168.2	150.9	126.5
32,5°	416.5	415.7	415.4	407.1	400.4	396.3	250.2	222.7	203.8	181.8	161.7	133.9	105.2
35,0°	424.4	420.6	411.8	403.2	413.5	397.8	239.8	214.2	199.1	170.3	146.6	110.2	83.9
37,5°	425.9	417.6	417.5	409.3	406.8	412.1	226.9	213.4	196.8	169.6	121.4	85.3	67.5
40,0°	424.1	425.5	404.9	403.6	392.5	398.2	225.0	212.7	194.7	148.3	99.2	71.0	64.3
42,5°	423.2	393.4	395.9	380.3	376.0	384.5	217.5	213.5	183.3	128.6	79.8	58.6	62.0
45,0°	389.6	380.7	368.6	371.4	374.3	375.4	224.9	214.4	166.7	108.0	62.0	58.1	54.8
47,5°	370.2	345.8	351.5	356.1	365.4	361.7	224.3	217.2	151.3	82.7	53.5	53.3	57.7
50,0°	334.9	342.1	336.0	335.7	348.4	343.1	242.2	210.6	134.8	60.0	49.0	50.8	51.6
52,5°	346.2	341.0	336.8	343.7	328.2	308.0	259.4	202.0	112.3	49.3	46.8	46.3	48.4
55,0°	348.5	336.1	321.4	333.3	327.1	301.8	255.3	183.3	89.9	43.5	43.5	43.4	45.5
57,5°	333.1	301.4	287.0	280.8	243.0	217.5	256.1	169.8	70.2	40.4	42.6	39.9	41.4
60,0°	279.1	240.3	177.8	140.7	115.6	108.0	237.5	150.4	54.0	37.7	41.5	39.6	41.3
62,5°	178.1	124.1	98.0	100.8	85.8	88.1	239.1	140.0	43.7	36.8	36.2	37.1	37.9
65,0°	99.1	83.2	78.4	82.9	69.1	68.0	241.7	135.3	46.2	32.9	35.4	35.4	34.2
67,5°	67.6	65.4	58.0	59.1	52.8	55.0	240.2	129.6	40.5	27.7	30.8	32.7	30.2
70,0°	54.9	49.1	44.3	41.8	38.6	38.8	219.4	108.6	29.5	25.1	24.9	26.1	25.9
72,5°	37.5	35.8	30.6	29.5	27.8	29.1	182.7	84.2	24.7	21.6	21.1	20.7	20.3
75,0°	27.1	24.4	19.7	18.6	15.6	14.7	95.9	46.9	22.2	15.0	16.2	15.3	14.5
77,5°	16.0	13.2	12.0	10.3	11.8	9.8	39.9	12.4	10.7	9.4	9.8	10.7	10.3
80,0°	9.9	6.2	5.3	5.1	4.8	4.8	13.7	6.5	4.8	4.8	4.6	5.9	6.2
82,5°	3.9	2.2	1.7	1.8	1.9	1.6	2.3	2.3	2.4	2.4	2.2	2.5	3.4
85,0°	0.8	0.3	0.5	0.4	0.5	0.7	1.0	0.7	0.8	0.7	0.7	0.8	0.6
87,5°	0.1	0.2	0.2	0.1	0.1	0.1	0.1	0.1	0.2	0.1	0.1	0.1	0.1
90,0°	0.0	0.0	0.0	0.0	0.0	0.0	0.0	0.0	0.0	0.0	0.0	0.0	0.0

## Photometric test report

<b>Family</b> <b>Streetlight 21 mini LED</b>	<b>Order number: 5XE2E41G08JB</b> <b>EAN: 4058352725566</b>	<b>LP number</b> <b>59079_45</b>
<b>Table of values for luminous intensities</b>		<b>Maximum luminous intensity</b>
		<b>siteco</b>

C-planes	220° 320°	225° 315°	230° 310°	235° 305°	240° 300°	245° 295°	250° 290°	255° 285°	260° 280°	265° 275°	270°	Phi-zone	Total Phi-zone
γ	Luminous intensity in cd/klm											Luminous flux in lm/klm	
0,0°	275.2	275.2	275.2	275.2	275.2	275.2	275.2	275.2	275.2	275.2	275.2	0.4	0.4
2,5°	260.8	259.8	256.9	253.8	251.0	252.2	251.9	249.9	250.5	250.2	252.4	3.2	3.6
5,0°	248.3	248.0	247.6	244.7	243.8	240.8	239.7	238.1	240.3	238.3	240.2	6.3	10.0
7,5°	237.6	230.9	229.2	228.6	224.8	222.0	219.4	218.6	215.7	216.7	216.9	9.4	19.3
10,0°	221.3	214.6	208.2	202.9	198.7	198.8	199.0	198.0	198.2	198.1	195.2	12.2	31.5
12,5°	203.7	196.8	192.2	183.7	183.6	182.0	181.0	176.7	174.1	172.2	171.5	15.0	46.5
15,0°	186.5	178.0	176.2	169.6	166.7	160.1	155.8	154.1	151.7	150.9	150.6	17.7	64.2
17,5°	176.1	167.1	157.8	153.5	148.4	147.6	144.8	144.9	145.1	146.7	143.8	20.7	84.8
20,0°	164.3	155.9	149.9	146.2	140.9	137.2	131.6	130.4	128.3	126.9	124.9	23.6	108.5
22,5°	154.2	146.7	140.2	130.7	122.7	116.4	112.1	109.0	111.6	108.2	110.7	26.4	134.9
25,0°	142.1	130.1	120.6	106.7	103.3	95.5	98.8	96.4	97.5	97.4	99.3	29.1	164.0
27,5°	123.7	109.6	92.1	90.5	86.8	87.4	88.0	94.3	96.2	99.4	99.8	31.7	195.7
30,0°	104.3	88.4	83.4	81.7	84.9	91.2	91.8	95.1	93.2	95.8	99.4	34.4	230.1
32,5°	81.6	73.6	73.0	73.4	77.3	81.3	81.6	84.1	86.0	82.6	88.3	36.5	266.6
35,0°	69.6	66.2	65.4	69.0	64.3	66.1	67.8	70.2	73.5	73.0	80.2	38.6	305.2
37,5°	70.3	69.8	68.3	63.8	63.8	59.8	62.3	66.0	64.0	64.6	67.3	41.0	346.2
40,0°	65.5	66.3	67.3	63.3	62.7	67.0	69.6	69.2	66.5	65.0	68.9	43.2	389.4
42,5°	64.0	62.1	68.3	59.5	72.1	75.8	71.4	68.4	64.4	63.6	62.6	45.0	434.4
45,0°	58.5	58.8	65.2	59.8	62.5	64.7	64.0	60.4	60.0	57.6	57.0	46.3	480.6
47,5°	53.8	57.1	57.5	58.4	56.9	59.5	56.5	57.2	57.7	57.2	54.4	47.2	527.9
50,0°	52.4	52.7	52.9	54.9	55.1	55.6	57.4	56.4	52.2	52.9	53.2	48.3	576.2
52,5°	50.2	51.8	51.5	52.5	53.4	50.3	52.2	48.7	52.1	48.7	47.6	49.5	625.7
55,0°	47.0	47.2	50.2	49.9	48.0	48.9	47.8	47.7	44.7	45.8	45.7	50.6	676.3
57,5°	46.6	43.4	43.3	44.0	46.3	44.9	46.0	42.7	41.6	42.0	41.1	50.5	726.8
60,0°	39.7	40.8	39.5	40.4	40.2	41.0	40.9	42.6	41.2	41.2	39.3	48.0	774.8
62,5°	36.9	38.6	35.2	36.9	36.9	36.9	37.6	37.2	37.3	37.5	36.1	45.8	820.6
65,0°	33.7	36.6	36.0	30.8	34.2	31.7	33.6	34.0	34.8	34.2	33.8	43.9	864.4
67,5°	30.7	30.9	31.1	30.5	30.9	30.4	30.0	32.6	33.0	32.5	32.0	40.1	904.6
70,0°	24.9	27.9	27.6	27.1	28.7	24.9	27.3	28.1	30.3	29.7	29.0	35.7	940.2
72,5°	20.6	22.8	23.9	24.1	24.1	24.0	23.7	24.0	28.1	31.5	34.3	29.2	969.4
75,0°	16.2	18.4	21.1	21.3	20.4	20.7	19.2	19.2	26.6	34.8	38.2	17.7	987.1
77,5°	10.5	11.5	15.4	16.1	16.5	15.0	14.2	12.3	12.7	7.0	5.2	8.0	995.1
80,0°	7.0	7.3	9.5	11.3	13.1	11.1	7.6	9.0	5.4	1.0	1.0	3.5	998.6
82,5°	3.1	4.6	5.5	6.4	6.3	4.6	4.5	3.8	1.9	0.6	0.3	1.2	999.7
85,0°	0.9	0.9	0.9	1.0	0.9	0.8	0.7	0.7	0.2	0.1	0.0	0.2	1000.0
87,5°	0.1	0.1	0.0	0.0	0.0	0.0	0.0	0.0	0.0	0.0	0.0	0.0	1000.0
90,0°	0.0	0.0	0.0	0.0	0.0	0.0	0.0	0.0	0.0	0.0	0.0	0.0	1000.0

## Photometric test report

<b>Family</b> Streetlight 21 mini LED	<b>Order number: 5XE2E41G08JB</b> <b>EAN: 4058352725566</b>	<b>LP number</b> 59079_45
<b>Dimming levels table</b>		<b>environmental temperature: 25°C</b>
<b>siteco</b>		

Luminous flux %	Dimming level linear	Dimming level logarithmic	Luminous flux [lm]	Power consumption [W]	Power consumption [W]	Power consumption [W]
				start of lifetime	end of lifetime	average
100	254	254	11290	71.6	74.6	73.1
95	241	252	10712	67.1	69.8	68.4
90	229	250	10179	63.2	65.7	64.4
85	216	248	9601	58.9	61.2	60.0
80	203	246	9023	54.9	56.8	55.8
75	190	243	8445	50.8	52.8	51.8
70	178	241	7912	47.1	49.0	48.0
65	165	238	7334	43.4	45.0	44.2
60	152	235	6756	39.6	41.2	40.4
55	140	232	6223	36.3	37.6	37.0
50	127	229	5645	32.8	33.9	33.3
45	114	225	5067	29.3	30.3	29.8
40	102	221	4534	26.2	27.1	26.6
35	89	216	3956	22.8	23.6	23.2
30	76	210	3378	19.5	20.2	19.8
25	63	203	2800	16.4	16.9	16.6
20	51	195	2267	13.6	14.0	13.8
15	38	184	1689	10.6	10.9	10.8
10	25	169	1111	7.8	7.9	7.8

## Dimming levels table

environmental temperature: 5°C

Luminous flux %	Dimming level linear	Dimming level logarithmic	Luminous flux [lm]	Power consumption [W]	Power consumption [W]	Power consumption [W]
				start of lifetime	end of lifetime	average
100	254	254	11290	70.4	71.9	71.2
95	241	252	10712	66.2	67.6	66.9
90	229	250	10179	62.3	63.7	63.0
85	216	248	9601	58.3	59.5	58.9
80	203	246	9023	54.3	55.4	54.8
75	190	243	8445	50.4	51.4	50.9
70	178	241	7912	46.8	47.8	47.3
65	165	238	7334	43.1	44.0	43.6
60	152	235	6756	39.5	40.3	39.9
55	140	232	6223	36.1	36.9	36.5
50	127	229	5645	32.7	33.3	33.0
45	114	225	5067	29.2	29.9	29.6
40	102	221	4534	26.2	26.7	26.4
35	89	216	3956	22.8	23.3	23.0
30	76	210	3378	19.6	20.0	19.8
25	63	203	2800	16.5	16.8	16.6
20	51	195	2267	13.7	13.9	13.8
15	38	184	1689	10.7	10.8	10.8
10	26	171	1156	8.0	8.1	8.0

## Photometric test report

<b>Family</b> Streetlight 21 mini LED	<b>Order number: 5XE2E41G08JB</b> <b>EAN: 4058352725566</b>	<b>LP number</b> 59079_45
--	--	------------------------------

<b>Dimming levels table</b>	environmental temperature: 15°C	<b>siteco</b>
-----------------------------	---------------------------------	---------------

Luminous flux %	Dimming level linear	Dimming level logarithmic	Luminous flux [lm]	Power consumption [W]	Power consumption [W]	Power consumption [W]
				start of lifetime	end of lifetime	average
100	254	254	11290	71.0	73.7	72.4
95	241	252	10712	66.6	69.1	67.8
90	229	250	10179	62.6	65.0	63.8
85	216	248	9601	58.6	60.6	59.6
80	203	246	9023	54.5	56.4	55.4
75	190	243	8445	50.5	52.3	51.4
70	178	241	7912	46.9	48.6	47.8
65	165	238	7334	43.2	44.7	44.0
60	152	235	6756	39.6	40.9	40.2
55	140	232	6223	36.2	37.5	36.8
50	127	229	5645	32.7	33.8	33.2
45	114	225	5067	29.2	30.3	29.8
40	102	221	4534	26.2	27.0	26.6
35	89	216	3956	22.8	23.5	23.2
30	76	210	3378	19.6	20.2	19.9
25	63	203	2800	16.4	17.0	16.7
20	51	195	2267	13.6	14.0	13.8
15	38	184	1689	10.6	10.9	10.8
10	26	171	1156	7.9	8.1	8.0

**Photometric test report**

<b>Family</b> Streetlight 21 mini LED	<b>Order number: 5XE2E41G08JB</b> <b>EAN: 4058352725566</b>	<b>LP number</b> <b>59079_45</b>
--	--	-------------------------------------

<b>Luminousfluxs table</b>	<b>sITeco</b>
----------------------------	---------------

Temperature °C	Luminous flux lm	Power consumption W
25.0	11290.0	71.6
5.0	11290.0	70.4
15.0	11290.0	71.0