
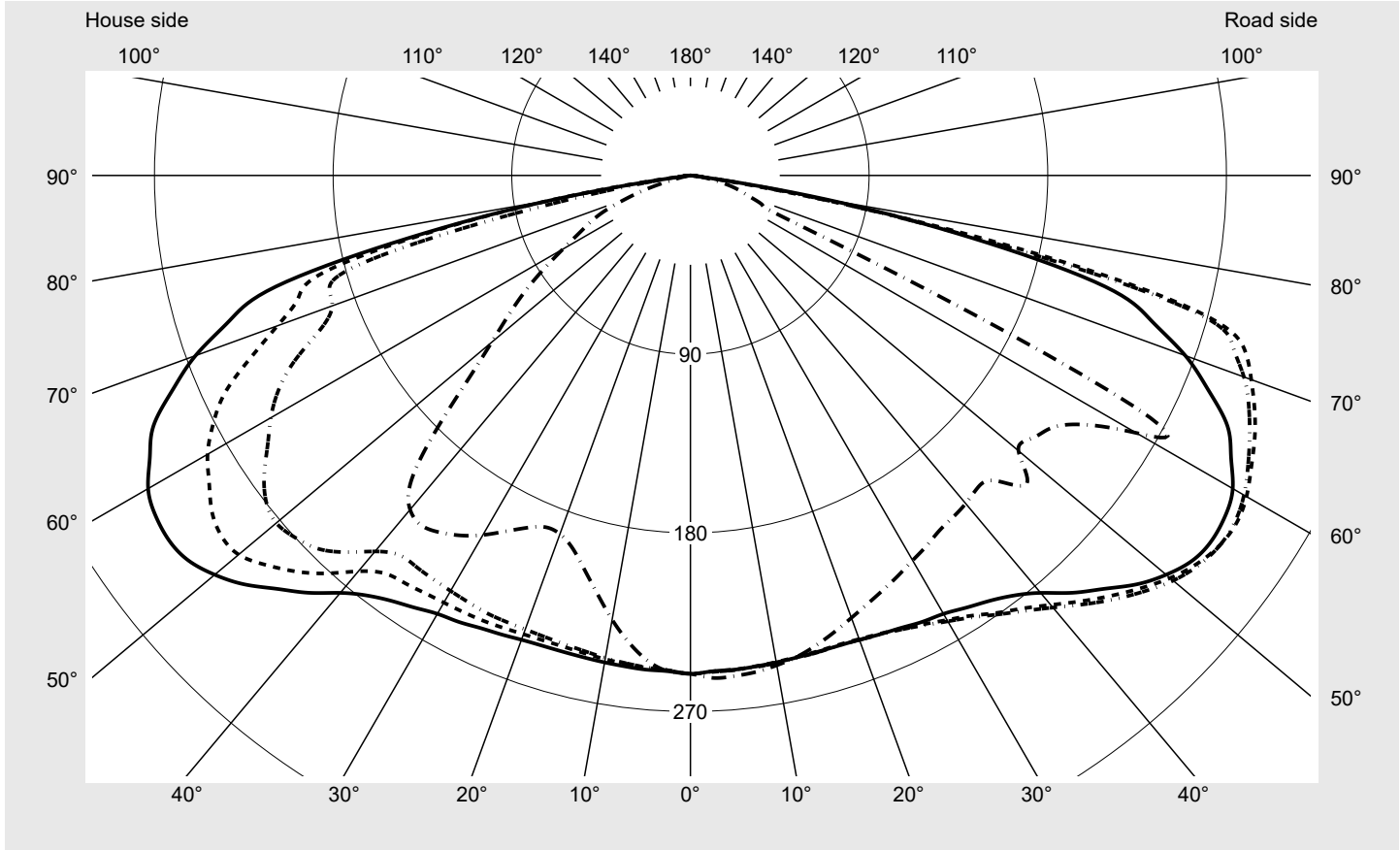


Photometric test report

Family Streetlight 21 midi LED	Order number: 5XE3V33R08LB EAN: 4069025151186	LP number 59539_333
	Version post-top or side-entry mounting, Smart Interface down Optic asymmetric, extremely wide distribution (P0.5a) Cover toughened safety glass Lamps LED 3000 K CRI ≥ 70 Controlgear EVG-Smart Interface Rated values Net luminous flux = 14100 lm Power consumption = 98.3 W Luminous efficacy = 143.4 lm/W	serial documentation 18.01.2024



Luminous intensity in cd/klm C180-0 C190-10 C195-15 C270-90 **Imax: 326 cd/klm**



Luminaire output ratios

Eta	100.0%
Eta 0° - 90°	100.0%
Eta 90° - 180°	0.0%

Luminous intensity class acc. to EN13201-2

Class:	G6
Imax 70°	300.7
Imax 80°	79.4
Imax 90°	0.0
Imax >90°	0.0
Imax >95°	0.0

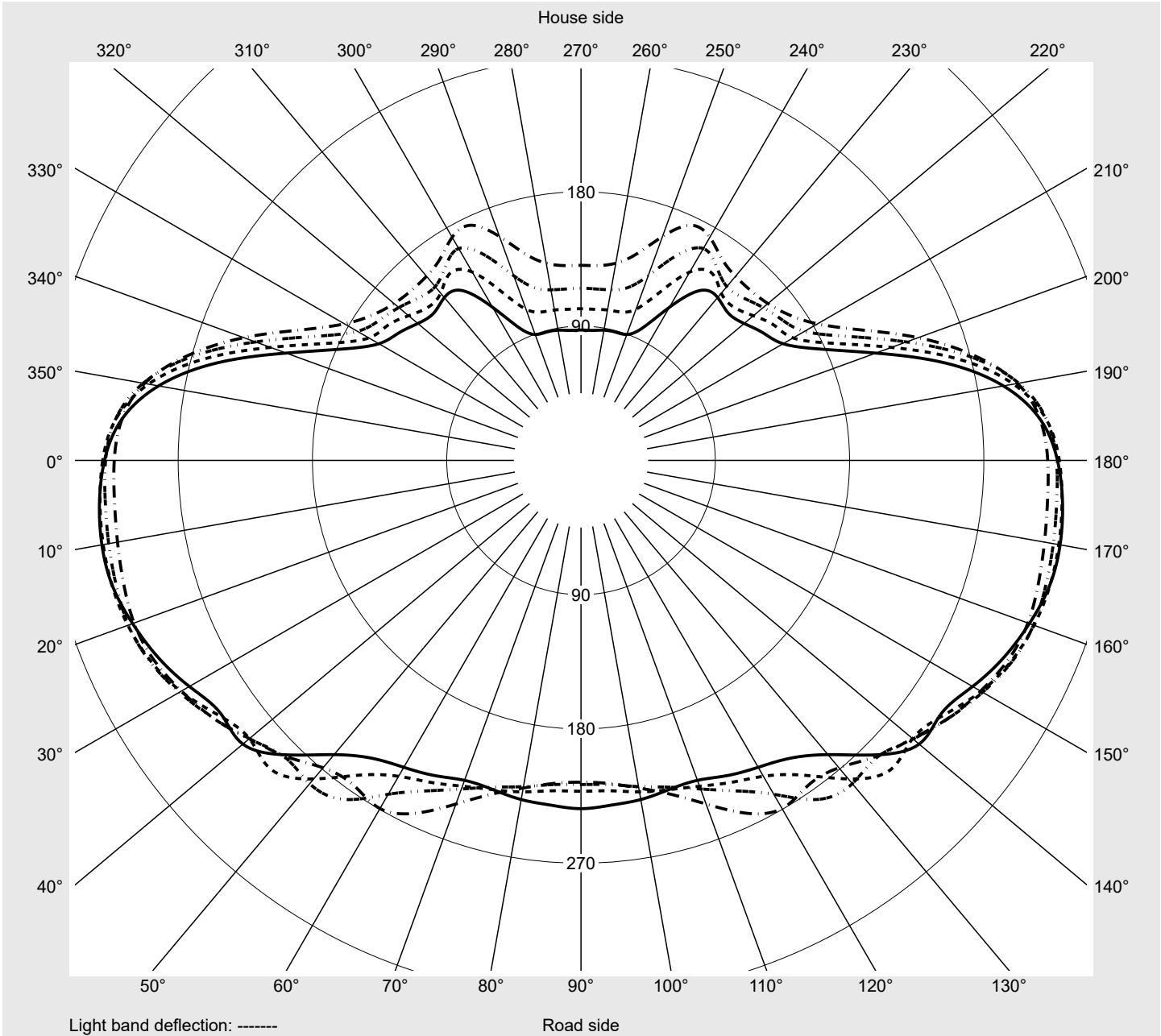
Measurement conditions

DIN EN 13032 and DIN 5032

Photometric test report

Family Streetlight 21 midi LED	Order number: 5XE3V33R08LB EAN: 4069025151186	LP number 59539_333
--	--	-------------------------------

Envelope curve in cd/klm **KMK 57.5°** **KMK 55°** **KMK 52.5°** **KMK 50°** **siteco**



Photometric test report

Family Streetlight 21 midi LED	Order number: 5XE3V33R08LB EAN: 4069025151186	LP number 59539_333
Table of values for luminous intensities		Maximum luminous intensity
		siteco

C-planes	0° 180°	5° 175°	10° 170°	15° 165°	20° 160°	25° 155°	30° 150°	35° 145°	40° 140°	45° 135°	50° 130°	55° 125°	60° 120°
γ	Luminous intensity in cd/klm												
0,0°	251.0	251.0	251.0	251.0	251.0	251.0	251.0	251.0	251.0	251.0	251.0	251.0	251.0
2,5°	250.0	250.0	250.1	250.3	250.7	251.0	251.0	251.2	251.5	251.6	251.7	252.0	252.3
5,0°	249.9	249.8	249.8	250.2	250.6	250.8	251.0	251.2	251.6	251.6	251.8	252.1	252.3
7,5°	249.5	249.5	249.4	249.8	250.3	250.6	250.8	250.9	251.2	251.3	251.4	251.6	251.7
10,0°	249.0	248.9	248.9	249.3	249.7	250.0	250.2	250.3	250.5	250.6	250.7	250.7	250.6
12,5°	248.6	248.5	248.3	248.8	249.3	249.5	249.6	249.6	249.6	249.6	249.6	249.6	249.4
15,0°	248.3	248.3	248.1	248.6	249.0	249.0	249.0	248.9	248.7	248.7	248.5	248.2	247.7
17,5°	248.3	248.2	247.9	248.3	248.7	248.8	248.8	248.6	248.1	247.7	247.3	246.6	245.9
20,0°	248.9	249.0	248.5	249.0	249.2	249.1	249.0	248.5	247.8	247.2	246.4	245.4	244.2
22,5°	250.1	250.1	249.8	250.3	250.5	250.3	249.9	249.1	248.0	246.9	245.8	244.0	242.5
25,0°	251.4	251.8	251.8	252.3	252.4	252.0	251.1	249.9	248.3	246.5	244.7	242.8	240.9
27,5°	253.4	254.0	254.8	255.4	255.5	255.0	253.7	252.1	249.6	247.0	244.5	242.2	239.4
30,0°	255.0	256.9	258.5	259.3	259.3	258.5	257.2	254.9	251.6	248.3	245.1	241.9	238.5
32,5°	258.2	260.9	263.0	263.9	264.2	263.3	261.6	258.6	254.5	250.7	246.4	242.2	238.0
35,0°	261.7	266.1	269.0	269.9	270.0	269.4	267.1	263.1	258.6	254.1	248.8	243.6	238.9
37,5°	266.8	271.5	274.9	276.5	276.5	275.8	273.3	268.9	263.8	258.0	251.8	246.1	240.6
40,0°	274.5	279.0	282.4	284.1	284.4	283.4	280.9	275.8	270.4	263.3	256.0	249.1	242.3
42,5°	285.1	287.7	290.9	293.0	293.3	292.0	288.8	283.0	276.7	268.6	260.2	252.3	244.4
45,0°	294.5	296.9	299.4	301.9	302.8	301.6	297.2	290.6	283.0	273.7	264.6	255.2	246.2
47,5°	304.8	305.7	307.7	310.1	311.4	309.8	304.3	297.0	287.8	277.8	267.8	257.0	248.7
50,0°	312.8	313.9	315.5	317.5	318.8	316.1	309.3	300.9	290.1	280.4	269.0	265.7	269.5
52,5°	318.7	320.1	321.5	322.6	322.8	318.8	310.8	301.1	290.5	281.1	282.9	277.4	258.4
55,0°	320.6	323.6	325.2	325.3	323.2	318.2	309.6	297.3	290.1	293.3	278.7	257.5	244.5
57,5°	319.4	324.0	326.1	325.1	319.8	312.7	303.1	295.2	295.9	279.2	257.5	243.8	237.5
60,0°	315.5	321.1	323.5	322.0	313.2	302.4	294.6	297.8	286.2	257.4	242.9	234.2	227.4
62,5°	307.0	315.3	318.5	316.7	303.4	288.4	283.0	286.1	266.8	239.5	228.9	220.3	213.3
65,0°	298.5	308.0	313.6	310.8	293.9	274.5	258.2	254.1	246.7	219.3	210.7	200.1	196.9
67,5°	282.4	297.5	307.6	304.5	284.9	260.4	237.6	233.8	224.5	196.1	181.4	175.2	177.5
70,0°	265.3	283.6	300.7	296.7	273.8	244.0	215.8	202.6	190.5	173.9	157.0	152.6	154.2
72,5°	243.6	269.1	292.8	286.6	258.3	222.1	190.7	169.6	160.0	149.0	134.1	128.7	126.5
75,0°	216.2	240.5	264.2	259.5	228.1	191.8	159.7	140.2	129.3	121.7	108.1	103.8	102.5
77,5°	145.0	162.5	166.8	154.2	137.4	126.2	120.6	109.9	99.3	92.4	79.4	77.3	75.9
80,0°	69.5	56.9	56.8	60.7	61.0	60.2	65.4	60.8	54.6	59.0	55.1	55.2	45.6
82,5°	6.3	5.3	5.3	7.2	14.9	17.9	23.4	25.2	24.8	26.7	24.9	30.5	22.9
85,0°	2.5	2.5	2.4	2.4	2.3	2.3	2.1	2.2	3.8	5.7	6.8	8.1	5.9
87,5°	1.4	1.4	1.4	1.2	1.2	1.2	1.1	1.1	1.0	1.0	1.0	1.0	1.0
90,0°	0.0	0.0	0.0	0.0	0.0	0.0	0.0	0.0	0.0	0.0	0.0	0.0	0.0

Photometric test report

Family Streetlight 21 midi LED	Order number: 5XE3V33R08LB EAN: 4069025151186	LP number 59539_333
Table of values for luminous intensities		Maximum luminous intensity
		siteco

C-planes	65° 115°	70° 110°	75° 105°	80° 100°	85° 95°	90°	185° 355°	190° 350°	195° 345°	200° 340°	205° 335°	210° 330°	215° 325°
γ	Luminous intensity in cd/klm												
0,0°	251.0	251.0	251.0	251.0	251.0	251.0	251.0	251.0	251.0	251.0	251.0	251.0	251.0
2,5°	252.3	252.3	252.7	252.9	253.1	253.3	250.0	249.6	249.6	249.8	249.7	249.6	249.6
5,0°	252.3	252.4	252.6	252.9	253.0	253.1	249.5	249.0	248.8	248.8	248.3	248.1	247.8
7,5°	251.6	251.6	251.7	252.1	252.3	252.3	249.0	248.2	247.8	247.4	246.7	245.9	245.0
10,0°	250.3	250.2	250.3	250.4	250.5	250.5	248.3	247.4	246.8	245.8	244.4	242.9	241.2
12,5°	248.9	248.6	248.4	248.3	248.3	248.3	247.6	246.5	245.5	244.0	241.7	239.3	236.5
15,0°	247.0	246.2	245.8	245.4	245.2	244.9	247.3	245.8	244.5	242.2	239.2	235.6	231.8
17,5°	244.7	243.5	242.5	241.7	241.2	241.1	247.2	245.6	243.7	240.6	236.5	232.0	226.9
20,0°	242.7	241.0	239.5	238.3	237.5	237.1	247.7	245.9	243.3	239.2	234.0	228.1	221.9
22,5°	240.8	238.9	236.9	234.9	234.1	233.5	248.7	246.6	243.2	237.9	231.2	224.1	216.7
25,0°	239.0	236.8	234.2	231.8	230.7	230.1	250.0	247.4	243.1	236.4	228.5	220.4	212.1
27,5°	236.8	234.2	231.6	229.1	227.5	227.0	251.3	247.9	242.3	234.8	225.8	216.6	207.6
30,0°	235.1	231.9	229.1	226.5	224.6	223.9	252.4	248.4	241.6	232.7	222.7	212.6	203.0
32,5°	234.4	230.8	227.1	224.2	221.9	221.3	254.5	249.3	241.1	230.7	219.4	208.0	197.7
35,0°	234.7	230.0	225.7	222.3	219.4	218.5	257.2	250.7	240.7	228.3	215.2	202.1	191.5
37,5°	235.1	229.6	224.5	220.5	217.8	217.1	260.8	252.7	240.9	226.3	210.7	196.0	185.4
40,0°	235.7	229.1	223.6	219.4	216.7	215.7	268.8	260.3	247.2	229.4	209.2	191.2	180.0
42,5°	237.0	229.2	222.7	218.0	214.7	213.8	279.8	271.8	257.3	236.8	212.4	190.4	176.4
45,0°	238.2	230.1	224.1	220.4	218.0	217.4	290.5	281.9	265.7	242.9	216.1	191.3	174.9
47,5°	246.9	247.6	243.5	237.5	231.8	229.8	300.6	290.3	270.0	243.5	214.7	189.5	173.3
50,0°	260.9	245.1	231.6	223.0	217.4	215.7	309.1	297.1	272.4	240.5	207.0	183.1	170.2
52,5°	244.4	234.4	226.8	222.1	218.1	217.3	313.3	298.0	269.5	232.2	196.7	173.0	164.4
55,0°	238.2	232.4	228.5	225.6	222.3	221.8	313.2	294.4	262.1	221.4	185.8	164.2	158.0
57,5°	233.0	228.2	228.4	230.8	232.0	233.5	309.4	287.5	252.5	210.3	176.6	156.4	149.0
60,0°	223.2	221.3	227.4	239.2	253.0	259.4	304.3	280.9	244.1	201.6	167.7	146.0	137.4
62,5°	206.8	211.0	228.8	255.9	259.3	251.4	295.4	271.1	233.9	189.1	153.8	128.8	122.0
65,0°	191.1	200.2	214.8	159.1	99.5	81.1	284.6	258.6	219.5	173.2	136.8	113.8	106.5
67,5°	173.1	177.0	104.3	45.0	40.1	39.3	268.1	239.7	201.3	160.9	126.0	98.9	86.9
70,0°	153.9	102.1	38.9	34.7	33.3	32.7	246.7	221.4	192.0	159.1	115.1	78.0	67.2
72,5°	111.9	41.5	29.4	28.3	27.3	27.0	224.7	207.4	190.7	144.1	81.8	52.9	48.5
75,0°	61.2	23.5	22.1	21.8	21.5	21.6	197.8	193.8	171.7	100.8	45.9	35.1	33.8
77,5°	29.7	16.3	15.8	15.8	15.3	15.1	138.8	139.4	99.3	39.4	22.0	21.2	22.0
80,0°	13.6	10.4	10.2	9.9	9.6	9.4	79.4	70.3	36.0	12.7	11.5	11.9	12.6
82,5°	6.5	5.7	5.7	5.6	5.2	5.2	10.5	13.4	8.3	5.6	5.6	5.7	6.0
85,0°	2.4	2.3	2.3	2.2	2.1	2.1	2.5	2.5	2.5	2.4	2.4	2.3	2.3
87,5°	0.9	0.9	0.9	0.8	0.9	0.9	1.4	1.4	1.5	1.4	1.3	1.3	1.3
90,0°	0.0	0.0	0.0	0.0	0.0	0.0	0.0	0.0	0.0	0.0	0.0	0.0	0.0

Photometric test report

Family Streetlight 21 midi LED	Order number: 5XE3V33R08LB EAN: 4069025151186	LP number 59539_333
Table of values for luminous intensities		Maximum luminous intensity
		sITeCO

C-planes	220° 320°	225° 315°	230° 310°	235° 305°	240° 300°	245° 295°	250° 290°	255° 285°	260° 280°	265° 275°	270°	Phi-zone	Total Phi-zone
γ	Luminous intensity in cd/klm											Luminous flux in lm/klm	
0,0°	251.0	251.0	251.0	251.0	251.0	251.0	251.0	251.0	251.0	251.0	251.0	0.4	0.4
2,5°	249.5	249.6	249.6	249.4	249.5	249.6	249.9	249.8	249.8	249.8	250.0	3.0	3.4
5,0°	247.3	247.0	246.7	246.3	246.1	245.9	245.8	245.6	245.4	245.5	245.5	6.0	9.3
7,5°	243.8	242.8	241.6	240.6	239.8	239.1	238.5	237.9	237.5	237.3	237.3	8.8	18.2
10,0°	239.2	237.1	235.1	233.3	231.6	230.3	229.2	228.1	227.5	227.3	227.2	11.6	29.8
12,5°	233.5	230.3	227.4	224.7	222.2	220.1	218.5	217.4	216.5	216.1	216.0	14.2	44.0
15,0°	227.8	223.5	219.5	216.0	213.0	210.5	208.6	207.2	206.3	205.9	205.8	16.8	60.8
17,5°	221.8	216.7	211.9	207.7	204.2	201.5	199.5	198.2	197.5	197.2	197.1	19.2	80.0
20,0°	215.8	210.0	205.0	200.6	197.2	194.7	193.1	192.4	192.1	192.1	192.2	21.6	101.6
22,5°	210.0	204.1	199.0	194.9	192.2	190.6	190.1	190.3	190.7	191.4	191.7	24.0	125.5
25,0°	204.8	198.6	194.1	191.3	190.1	190.3	191.3	192.8	194.3	195.5	195.9	26.4	151.9
27,5°	199.8	194.0	190.6	189.8	190.5	192.5	195.2	197.9	200.0	201.7	202.1	28.9	180.8
30,0°	195.2	190.2	188.5	189.8	192.7	196.4	200.1	203.5	206.3	208.3	209.1	31.3	212.2
32,5°	190.1	186.9	187.5	190.9	195.4	199.9	204.5	208.4	211.9	214.2	215.0	33.8	246.0
35,0°	185.4	184.1	186.9	191.8	197.2	202.0	207.3	211.8	215.6	218.4	219.5	36.3	282.3
37,5°	180.7	181.6	185.8	191.4	196.6	201.5	207.1	212.4	217.4	221.0	222.3	38.8	321.1
40,0°	176.7	178.7	183.2	188.2	193.3	198.3	204.5	211.1	216.0	218.7	219.7	41.2	362.3
42,5°	172.5	174.4	178.4	183.2	188.3	194.4	202.4	209.1	210.7	209.0	208.0	43.7	406.0
45,0°	168.5	169.0	172.8	177.7	183.6	192.3	199.7	198.2	190.3	183.1	180.9	46.0	452.0
47,5°	165.7	164.8	167.4	172.3	179.5	187.1	185.5	173.5	160.7	153.4	151.6	48.2	500.1
50,0°	163.6	160.9	161.1	164.8	172.7	173.9	159.6	143.1	134.2	131.1	130.7	49.4	549.6
52,5°	159.4	154.0	152.1	158.4	164.0	151.5	131.7	119.8	116.1	115.3	115.4	50.2	599.8
55,0°	150.8	145.1	146.3	153.1	145.8	124.0	107.8	103.0	102.4	101.7	101.7	50.5	650.3
57,5°	142.8	139.6	142.5	139.0	118.5	98.1	89.8	89.0	88.6	87.5	87.4	50.3	700.6
60,0°	133.7	133.9	130.8	113.2	90.4	79.0	76.1	75.9	75.7	74.4	74.2	49.7	750.2
62,5°	121.6	118.6	103.6	83.7	70.2	66.2	64.9	64.9	65.1	63.8	63.5	48.1	798.4
65,0°	104.0	95.2	77.1	64.1	59.9	58.1	56.9	56.9	57.6	55.8	55.5	43.5	841.8
67,5°	82.3	70.1	58.1	53.2	52.4	50.9	49.3	49.4	50.1	47.9	46.8	38.6	880.4
70,0°	61.0	51.7	46.0	45.5	45.4	43.4	40.4	39.0	38.7	35.7	35.0	34.6	915.0
72,5°	43.8	39.1	37.3	37.4	36.9	33.9	30.2	28.6	27.5	24.9	24.2	30.4	945.4
75,0°	32.1	30.1	29.5	29.0	27.9	24.8	21.3	19.4	16.5	13.2	12.4	25.4	970.8
77,5°	22.1	21.5	20.5	20.2	18.7	15.1	11.1	9.0	7.4	5.4	5.2	17.0	987.8
80,0°	12.1	11.9	10.1	9.0	8.4	7.2	5.8	4.6	3.8	2.1	1.9	8.5	996.3
82,5°	5.8	5.3	4.7	4.5	4.4	3.7	3.0	2.4	1.7	1.2	1.0	2.7	999.0
85,0°	2.1	2.1	1.9	1.8	1.7	1.5	1.3	1.1	0.9	0.8	0.7	0.7	999.7
87,5°	1.1	1.1	1.1	1.0	1.0	0.9	0.8	0.7	0.7	0.7	0.7	0.3	1000.0
90,0°	0.0	0.0	0.0	0.0	0.0	0.0	0.0	0.0	0.0	0.0	0.0	0.0	1000.0

Photometric test report

Family Streetlight 21 midi LED	Order number: 5XE3V33R08LB EAN: 4069025151186	LP number 59539_333
--	--	-------------------------------

Dimming levels table	environmental temperature: 25°C	siteco
-----------------------------	---------------------------------	---------------

Luminous flux %	Dimming level linear	Dimming level logarithmic	Luminous flux [lm]	Power consumption [W]	Power consumption [W]	Power consumption [W]
				start of lifetime	end of lifetime	average
100	254	254	14100	98.3	100.9	99.6
95	239	252	13403	92.3	94.7	93.5
90	224	249	12692	86.5	88.7	87.6
85	209	247	11961	80.5	82.6	81.6
80	195	244	11261	75.1	77.0	76.0
75	181	242	10553	69.6	71.4	70.5
70	168	239	9882	64.6	66.3	65.4
65	154	236	9147	59.3	60.8	60.0
60	141	232	8450	54.4	55.7	55.0
55	128	229	7741	49.4	50.7	50.0
50	116	225	7075	45.0	46.1	45.6
45	103	221	6341	40.2	41.1	40.7
40	91	216	5652	35.8	36.6	36.2
35	79	211	4952	31.3	32.1	31.7
30	67	205	4242	26.9	27.5	27.2
25	55	198	3520	22.5	23.1	22.8
20	44	190	2847	18.6	19.0	18.8
15	32	178	2105	14.2	14.5	14.4
14	29	175	1917	13.1	13.4	13.2

Dimming levels table	environmental temperature: 5°C
-----------------------------	--------------------------------

Luminous flux %	Dimming level linear	Dimming level logarithmic	Luminous flux [lm]	Power consumption [W]	Power consumption [W]	Power consumption [W]
				start of lifetime	end of lifetime	average
100	254	254	14500	99.5	102.1	100.8
95	239	252	13764	93.4	95.8	94.6
90	225	250	13067	87.9	90.2	89.1
85	210	247	12303	81.9	84.1	83.0
80	196	245	11576	76.5	78.4	77.4
75	183	242	10893	71.3	73.2	72.2
70	169	239	10145	65.9	67.6	66.8
65	156	236	9439	60.9	62.4	61.6
60	143	233	8723	55.8	57.3	56.6
55	130	229	7995	50.9	52.2	51.6
50	117	226	7254	46.0	47.1	46.6
45	104	221	6503	41.1	42.1	41.6
40	92	217	5798	36.6	37.5	37.0
35	80	212	5085	32.1	32.9	32.5
30	68	206	4362	27.6	28.3	28.0
25	56	199	3628	23.2	23.7	23.4
20	44	190	2883	18.9	19.3	19.1
15	33	179	2193	14.8	15.2	15.0
13	29	175	1939	13.3	13.6	13.4

Photometric test report

Family Streetlight 21 midi LED	Order number: 5XE3V33R08LB EAN: 4069025151186	LP number 59539_333
--	--	-------------------------------

Dimming levels table	environmental temperature: 15°C	siteco
-----------------------------	---------------------------------	---------------

Luminous flux %	Dimming level linear	Dimming level logarithmic	Luminous flux [lm]	Power consumption [W]	Power consumption [W]	Power consumption [W]
				start of lifetime	end of lifetime	average
100	254	254	14310	98.8	101.5	100.2
95	239	252	13592	92.9	95.2	94.1
90	224	249	12863	87.0	89.2	88.1
85	210	247	12164	81.4	83.5	82.4
80	196	245	11451	76.0	77.9	77.0
75	182	242	10728	70.4	72.3	71.4
70	168	239	9992	65.0	66.7	65.8
65	155	236	9297	60.0	61.6	60.8
60	142	233	8591	55.0	56.5	55.8
55	129	229	7871	50.2	51.4	50.8
50	116	225	7140	45.3	46.4	45.8
45	104	221	6453	40.8	41.8	41.3
40	91	216	5699	36.0	36.8	36.4
35	79	211	4991	31.5	32.3	31.9
30	67	205	4273	27.1	27.7	27.4
25	56	199	3606	23.0	23.5	23.2
20	44	190	2866	18.7	19.1	18.9
15	32	178	2117	14.3	14.6	14.4
13	29	175	1929	13.2	13.5	13.4

Photometric test report

Family Streetlight 21 midi LED	Order number: 5XE3V33R08LB EAN: 4069025151186	LP number 59539_333
--	--	-------------------------------

Luminousfluxs table **siteco**

Temperature °C	Luminous flux lm	Power consumption W
25.0	14100.0	98.3
5.0	14500.0	99.5
15.0	14310.0	98.8