
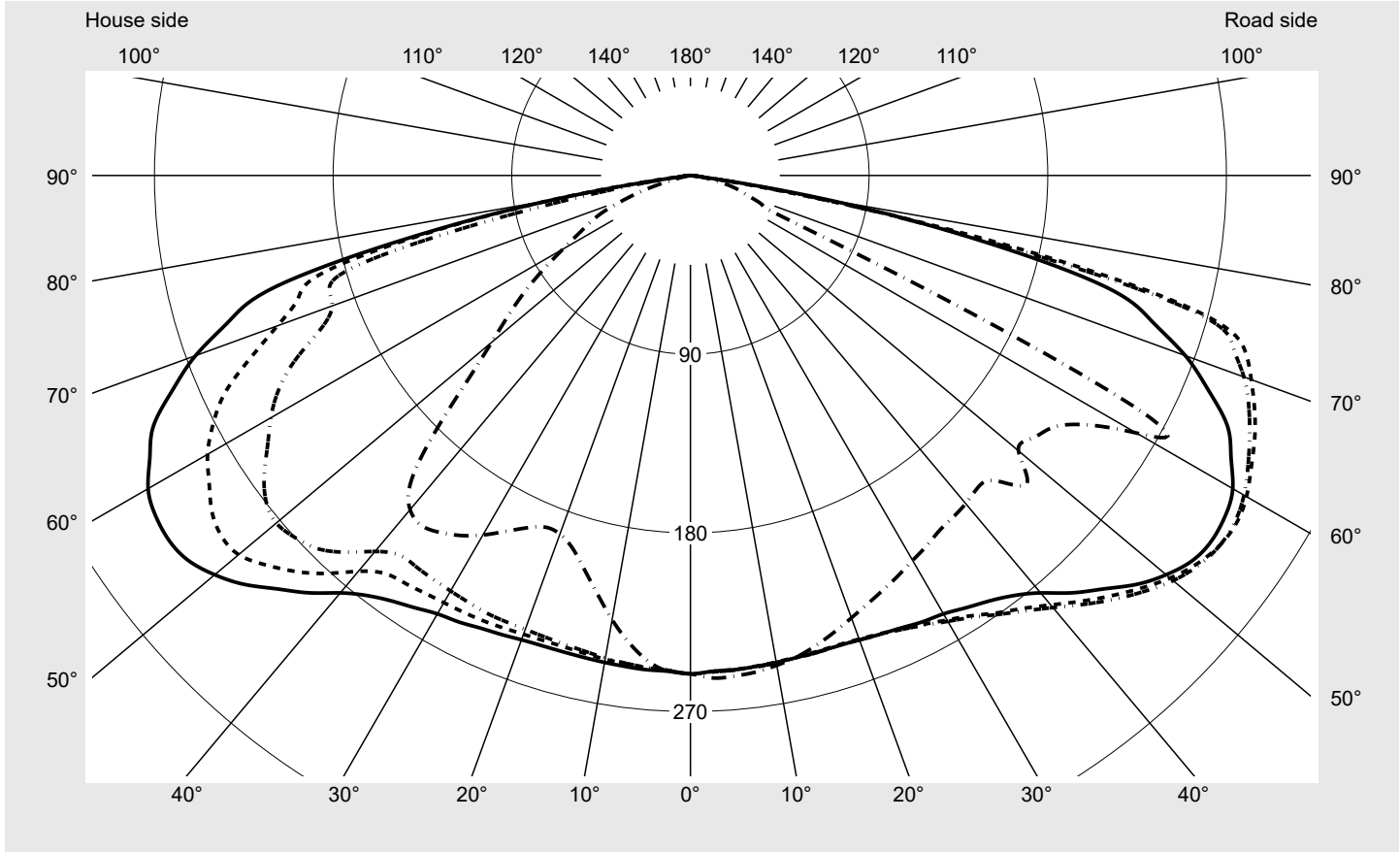


Photometric test report

Family Streetlight 21 midi LED	Order number: 5XE3V33S08MB EAN: 4069025163844	LP number 59539_246
	Version post-top or side-entry mounting, Smart Interface up Optic asymmetric, extremely wide distribution (P0.5a) Cover toughened safety glass Lamps LED 3000 K CRI ≥ 70 Controlgear EVG-Smart Interface Rated values Net luminous flux = 17960 lm Power consumption = 136.0 W Luminous efficacy = 132.1 lm/W	serial documentation 18.01.2024



Luminous intensity in cd/klm C180-0 C190-10 C195-15 C270-90 **Imax: 326 cd/klm**



Luminaire output ratios

Eta	100.0%
Eta 0° - 90°	100.0%
Eta 90° - 180°	0.0%

Luminous intensity class acc. to EN13201-2

Class:	G6
Imax 70°	300.7
Imax 80°	79.4
Imax 90°	0.0
Imax >90°	0.0
Imax >95°	0.0

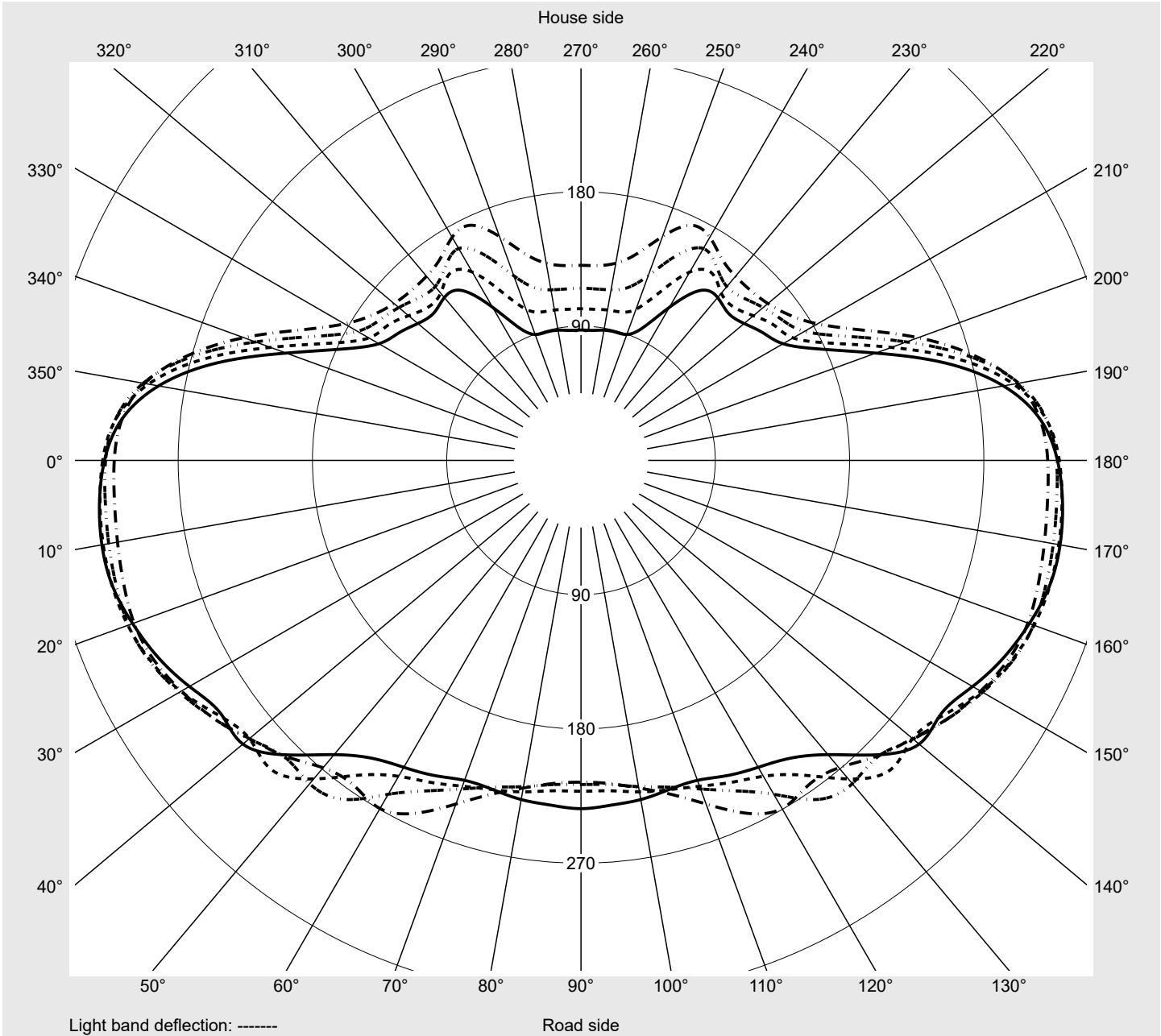
Measurement conditions

DIN EN 13032 and DIN 5032

Photometric test report

Family Streetlight 21 midi LED	Order number: 5XE3V33S08MB EAN: 4069025163844	LP number 59539_246
--	--	-------------------------------

Envelope curve in cd/klm **KMK 57.5°** **KMK 55°** **KMK 52.5°** **KMK 50°** **siteco**



Photometric test report

Family Streetlight 21 midi LED	Order number: 5XE3V33S08MB EAN: 4069025163844	LP number 59539_246
Table of values for luminous intensities		Maximum luminous intensity
		siteco

C-planes	0° 180°	5° 175°	10° 170°	15° 165°	20° 160°	25° 155°	30° 150°	35° 145°	40° 140°	45° 135°	50° 130°	55° 125°	60° 120°
γ	Luminous intensity in cd/klm												
0,0°	251.0	251.0	251.0	251.0	251.0	251.0	251.0	251.0	251.0	251.0	251.0	251.0	251.0
2,5°	250.0	250.0	250.1	250.3	250.7	251.0	251.0	251.2	251.5	251.6	251.7	252.0	252.3
5,0°	249.9	249.8	249.8	250.2	250.6	250.8	251.0	251.2	251.6	251.6	251.8	252.1	252.3
7,5°	249.5	249.5	249.4	249.8	250.3	250.6	250.8	250.9	251.2	251.3	251.4	251.6	251.7
10,0°	249.0	248.9	248.9	249.3	249.7	250.0	250.2	250.3	250.5	250.6	250.7	250.7	250.6
12,5°	248.6	248.5	248.3	248.8	249.3	249.5	249.6	249.6	249.6	249.6	249.6	249.6	249.4
15,0°	248.3	248.3	248.1	248.6	249.0	249.0	249.0	248.9	248.7	248.7	248.5	248.2	247.7
17,5°	248.3	248.2	247.9	248.3	248.7	248.8	248.8	248.6	248.1	247.7	247.3	246.6	245.9
20,0°	248.9	249.0	248.5	249.0	249.2	249.1	249.0	248.5	247.8	247.2	246.4	245.4	244.2
22,5°	250.1	250.1	249.8	250.3	250.5	250.3	249.9	249.1	248.0	246.9	245.8	244.0	242.5
25,0°	251.4	251.8	251.8	252.3	252.4	252.0	251.1	249.9	248.3	246.5	244.7	242.8	240.9
27,5°	253.4	254.0	254.8	255.4	255.5	255.0	253.7	252.1	249.6	247.0	244.5	242.2	239.4
30,0°	255.0	256.9	258.5	259.3	259.3	258.5	257.2	254.9	251.6	248.3	245.1	241.9	238.5
32,5°	258.2	260.9	263.0	263.9	264.2	263.3	261.6	258.6	254.5	250.7	246.4	242.2	238.0
35,0°	261.7	266.1	269.0	269.9	270.0	269.4	267.1	263.1	258.6	254.1	248.8	243.6	238.9
37,5°	266.8	271.5	274.9	276.5	276.5	275.8	273.3	268.9	263.8	258.0	251.8	246.1	240.6
40,0°	274.5	279.0	282.4	284.1	284.4	283.4	280.9	275.8	270.4	263.3	256.0	249.1	242.3
42,5°	285.1	287.7	290.9	293.0	293.3	292.0	288.8	283.0	276.7	268.6	260.2	252.3	244.4
45,0°	294.5	296.9	299.4	301.9	302.8	301.6	297.2	290.6	283.0	273.7	264.6	255.2	246.2
47,5°	304.8	305.7	307.7	310.1	311.4	309.8	304.3	297.0	287.8	277.8	267.8	257.0	248.7
50,0°	312.8	313.9	315.5	317.5	318.8	316.1	309.3	300.9	290.1	280.4	269.0	265.7	269.5
52,5°	318.7	320.1	321.5	322.6	322.8	318.8	310.8	301.1	290.5	281.1	282.9	277.4	258.4
55,0°	320.6	323.6	325.2	325.3	323.2	318.2	309.6	297.3	290.1	293.3	278.7	257.5	244.5
57,5°	319.4	324.0	326.1	325.1	319.8	312.7	303.1	295.2	295.9	279.2	257.5	243.8	237.5
60,0°	315.5	321.1	323.5	322.0	313.2	302.4	294.6	297.8	286.2	257.4	242.9	234.2	227.4
62,5°	307.0	315.3	318.5	316.7	303.4	288.4	283.0	286.1	266.8	239.5	228.9	220.3	213.3
65,0°	298.5	308.0	313.6	310.8	293.9	274.5	258.2	254.1	246.7	219.3	210.7	200.1	196.9
67,5°	282.4	297.5	307.6	304.5	284.9	260.4	237.6	233.8	224.5	196.1	181.4	175.2	177.5
70,0°	265.3	283.6	300.7	296.7	273.8	244.0	215.8	202.6	190.5	173.9	157.0	152.6	154.2
72,5°	243.6	269.1	292.8	286.6	258.3	222.1	190.7	169.6	160.0	149.0	134.1	128.7	126.5
75,0°	216.2	240.5	264.2	259.5	228.1	191.8	159.7	140.2	129.3	121.7	108.1	103.8	102.5
77,5°	145.0	162.5	166.8	154.2	137.4	126.2	120.6	109.9	99.3	92.4	79.4	77.3	75.9
80,0°	69.5	56.9	56.8	60.7	61.0	60.2	65.4	60.8	54.6	59.0	55.1	55.2	45.6
82,5°	6.3	5.3	5.3	7.2	14.9	17.9	23.4	25.2	24.8	26.7	24.9	30.5	22.9
85,0°	2.5	2.5	2.4	2.4	2.3	2.3	2.1	2.2	3.8	5.7	6.8	8.1	5.9
87,5°	1.4	1.4	1.4	1.2	1.2	1.2	1.1	1.1	1.0	1.0	1.0	1.0	1.0
90,0°	0.0	0.0	0.0	0.0	0.0	0.0	0.0	0.0	0.0	0.0	0.0	0.0	0.0

Photometric test report

Family Streetlight 21 midi LED	Order number: 5XE3V33S08MB EAN: 4069025163844	LP number 59539_246
Table of values for luminous intensities		Maximum luminous intensity
		siteco

C-planes	65° 115°	70° 110°	75° 105°	80° 100°	85° 95°	90°	185° 355°	190° 350°	195° 345°	200° 340°	205° 335°	210° 330°	215° 325°
γ	Luminous intensity in cd/klm												
0,0°	251.0	251.0	251.0	251.0	251.0	251.0	251.0	251.0	251.0	251.0	251.0	251.0	251.0
2,5°	252.3	252.3	252.7	252.9	253.1	253.3	250.0	249.6	249.6	249.8	249.7	249.6	249.6
5,0°	252.3	252.4	252.6	252.9	253.0	253.1	249.5	249.0	248.8	248.8	248.3	248.1	247.8
7,5°	251.6	251.6	251.7	252.1	252.3	252.3	249.0	248.2	247.8	247.4	246.7	245.9	245.0
10,0°	250.3	250.2	250.3	250.4	250.5	250.5	248.3	247.4	246.8	245.8	244.4	242.9	241.2
12,5°	248.9	248.6	248.4	248.3	248.3	248.3	247.6	246.5	245.5	244.0	241.7	239.3	236.5
15,0°	247.0	246.2	245.8	245.4	245.2	244.9	247.3	245.8	244.5	242.2	239.2	235.6	231.8
17,5°	244.7	243.5	242.5	241.7	241.2	241.1	247.2	245.6	243.7	240.6	236.5	232.0	226.9
20,0°	242.7	241.0	239.5	238.3	237.5	237.1	247.7	245.9	243.3	239.2	234.0	228.1	221.9
22,5°	240.8	238.9	236.9	234.9	234.1	233.5	248.7	246.6	243.2	237.9	231.2	224.1	216.7
25,0°	239.0	236.8	234.2	231.8	230.7	230.1	250.0	247.4	243.1	236.4	228.5	220.4	212.1
27,5°	236.8	234.2	231.6	229.1	227.5	227.0	251.3	247.9	242.3	234.8	225.8	216.6	207.6
30,0°	235.1	231.9	229.1	226.5	224.6	223.9	252.4	248.4	241.6	232.7	222.7	212.6	203.0
32,5°	234.4	230.8	227.1	224.2	221.9	221.3	254.5	249.3	241.1	230.7	219.4	208.0	197.7
35,0°	234.7	230.0	225.7	222.3	219.4	218.5	257.2	250.7	240.7	228.3	215.2	202.1	191.5
37,5°	235.1	229.6	224.5	220.5	217.8	217.1	260.8	252.7	240.9	226.3	210.7	196.0	185.4
40,0°	235.7	229.1	223.6	219.4	216.7	215.7	268.8	260.3	247.2	229.4	209.2	191.2	180.0
42,5°	237.0	229.2	222.7	218.0	214.7	213.8	279.8	271.8	257.3	236.8	212.4	190.4	176.4
45,0°	238.2	230.1	224.1	220.4	218.0	217.4	290.5	281.9	265.7	242.9	216.1	191.3	174.9
47,5°	246.9	247.6	243.5	237.5	231.8	229.8	300.6	290.3	270.0	243.5	214.7	189.5	173.3
50,0°	260.9	245.1	231.6	223.0	217.4	215.7	309.1	297.1	272.4	240.5	207.0	183.1	170.2
52,5°	244.4	234.4	226.8	222.1	218.1	217.3	313.3	298.0	269.5	232.2	196.7	173.0	164.4
55,0°	238.2	232.4	228.5	225.6	222.3	221.8	313.2	294.4	262.1	221.4	185.8	164.2	158.0
57,5°	233.0	228.2	228.4	230.8	232.0	233.5	309.4	287.5	252.5	210.3	176.6	156.4	149.0
60,0°	223.2	221.3	227.4	239.2	253.0	259.4	304.3	280.9	244.1	201.6	167.7	146.0	137.4
62,5°	206.8	211.0	228.8	255.9	259.3	251.4	295.4	271.1	233.9	189.1	153.8	128.8	122.0
65,0°	191.1	200.2	214.8	159.1	99.5	81.1	284.6	258.6	219.5	173.2	136.8	113.8	106.5
67,5°	173.1	177.0	104.3	45.0	40.1	39.3	268.1	239.7	201.3	160.9	126.0	98.9	86.9
70,0°	153.9	102.1	38.9	34.7	33.3	32.7	246.7	221.4	192.0	159.1	115.1	78.0	67.2
72,5°	111.9	41.5	29.4	28.3	27.3	27.0	224.7	207.4	190.7	144.1	81.8	52.9	48.5
75,0°	61.2	23.5	22.1	21.8	21.5	21.6	197.8	193.8	171.7	100.8	45.9	35.1	33.8
77,5°	29.7	16.3	15.8	15.8	15.3	15.1	138.8	139.4	99.3	39.4	22.0	21.2	22.0
80,0°	13.6	10.4	10.2	9.9	9.6	9.4	79.4	70.3	36.0	12.7	11.5	11.9	12.6
82,5°	6.5	5.7	5.7	5.6	5.2	5.2	10.5	13.4	8.3	5.6	5.6	5.7	6.0
85,0°	2.4	2.3	2.3	2.2	2.1	2.1	2.5	2.5	2.5	2.4	2.4	2.3	2.3
87,5°	0.9	0.9	0.9	0.8	0.9	0.9	1.4	1.4	1.5	1.4	1.3	1.3	1.3
90,0°	0.0	0.0	0.0	0.0	0.0	0.0	0.0	0.0	0.0	0.0	0.0	0.0	0.0

Photometric test report

Family Streetlight 21 midi LED	Order number: 5XE3V33S08MB EAN: 4069025163844	LP number 59539_246
Table of values for luminous intensities		Maximum luminous intensity
		siteco

C-planes	220° 320°	225° 315°	230° 310°	235° 305°	240° 300°	245° 295°	250° 290°	255° 285°	260° 280°	265° 275°	270°	Phi-zone	Total Phi-zone
γ	Luminous intensity in cd/klm											Luminous flux in lm/klm	
0,0°	251.0	251.0	251.0	251.0	251.0	251.0	251.0	251.0	251.0	251.0	251.0	0.4	0.4
2,5°	249.5	249.6	249.6	249.4	249.5	249.6	249.9	249.8	249.8	249.8	250.0	3.0	3.4
5,0°	247.3	247.0	246.7	246.3	246.1	245.9	245.8	245.6	245.4	245.5	245.5	6.0	9.3
7,5°	243.8	242.8	241.6	240.6	239.8	239.1	238.5	237.9	237.5	237.3	237.3	8.8	18.2
10,0°	239.2	237.1	235.1	233.3	231.6	230.3	229.2	228.1	227.5	227.3	227.2	11.6	29.8
12,5°	233.5	230.3	227.4	224.7	222.2	220.1	218.5	217.4	216.5	216.1	216.0	14.2	44.0
15,0°	227.8	223.5	219.5	216.0	213.0	210.5	208.6	207.2	206.3	205.9	205.8	16.8	60.8
17,5°	221.8	216.7	211.9	207.7	204.2	201.5	199.5	198.2	197.5	197.2	197.1	19.2	80.0
20,0°	215.8	210.0	205.0	200.6	197.2	194.7	193.1	192.4	192.1	192.1	192.2	21.6	101.6
22,5°	210.0	204.1	199.0	194.9	192.2	190.6	190.1	190.3	190.7	191.4	191.7	24.0	125.5
25,0°	204.8	198.6	194.1	191.3	190.1	190.3	191.3	192.8	194.3	195.5	195.9	26.4	151.9
27,5°	199.8	194.0	190.6	189.8	190.5	192.5	195.2	197.9	200.0	201.7	202.1	28.9	180.8
30,0°	195.2	190.2	188.5	189.8	192.7	196.4	200.1	203.5	206.3	208.3	209.1	31.3	212.2
32,5°	190.1	186.9	187.5	190.9	195.4	199.9	204.5	208.4	211.9	214.2	215.0	33.8	246.0
35,0°	185.4	184.1	186.9	191.8	197.2	202.0	207.3	211.8	215.6	218.4	219.5	36.3	282.3
37,5°	180.7	181.6	185.8	191.4	196.6	201.5	207.1	212.4	217.4	221.0	222.3	38.8	321.1
40,0°	176.7	178.7	183.2	188.2	193.3	198.3	204.5	211.1	216.0	218.7	219.7	41.2	362.3
42,5°	172.5	174.4	178.4	183.2	188.3	194.4	202.4	209.1	210.7	209.0	208.0	43.7	406.0
45,0°	168.5	169.0	172.8	177.7	183.6	192.3	199.7	198.2	190.3	183.1	180.9	46.0	452.0
47,5°	165.7	164.8	167.4	172.3	179.5	187.1	185.5	173.5	160.7	153.4	151.6	48.2	500.1
50,0°	163.6	160.9	161.1	164.8	172.7	173.9	159.6	143.1	134.2	131.1	130.7	49.4	549.6
52,5°	159.4	154.0	152.1	158.4	164.0	151.5	131.7	119.8	116.1	115.3	115.4	50.2	599.8
55,0°	150.8	145.1	146.3	153.1	145.8	124.0	107.8	103.0	102.4	101.7	101.7	50.5	650.3
57,5°	142.8	139.6	142.5	139.0	118.5	98.1	89.8	89.0	88.6	87.5	87.4	50.3	700.6
60,0°	133.7	133.9	130.8	113.2	90.4	79.0	76.1	75.9	75.7	74.4	74.2	49.7	750.2
62,5°	121.6	118.6	103.6	83.7	70.2	66.2	64.9	64.9	65.1	63.8	63.5	48.1	798.4
65,0°	104.0	95.2	77.1	64.1	59.9	58.1	56.9	56.9	57.6	55.8	55.5	43.5	841.8
67,5°	82.3	70.1	58.1	53.2	52.4	50.9	49.3	49.4	50.1	47.9	46.8	38.6	880.4
70,0°	61.0	51.7	46.0	45.5	45.4	43.4	40.4	39.0	38.7	35.7	35.0	34.6	915.0
72,5°	43.8	39.1	37.3	37.4	36.9	33.9	30.2	28.6	27.5	24.9	24.2	30.4	945.4
75,0°	32.1	30.1	29.5	29.0	27.9	24.8	21.3	19.4	16.5	13.2	12.4	25.4	970.8
77,5°	22.1	21.5	20.5	20.2	18.7	15.1	11.1	9.0	7.4	5.4	5.2	17.0	987.8
80,0°	12.1	11.9	10.1	9.0	8.4	7.2	5.8	4.6	3.8	2.1	1.9	8.5	996.3
82,5°	5.8	5.3	4.7	4.5	4.4	3.7	3.0	2.4	1.7	1.2	1.0	2.7	999.0
85,0°	2.1	2.1	1.9	1.8	1.7	1.5	1.3	1.1	0.9	0.8	0.7	0.7	999.7
87,5°	1.1	1.1	1.1	1.0	1.0	0.9	0.8	0.7	0.7	0.7	0.7	0.3	1000.0
90,0°	0.0	0.0	0.0	0.0	0.0	0.0	0.0	0.0	0.0	0.0	0.0	0.0	1000.0

Photometric test report

Family Streetlight 21 midi LED	Order number: 5XE3V33S08MB EAN: 4069025163844	LP number 59539_246
--	--	-------------------------------

Dimming levels table	environmental temperature: 25°C	siteco
-----------------------------	---------------------------------	---------------

Luminous flux %	Dimming level linear	Dimming level logarithmic	Luminous flux [lm]	Power consumption [W]	Power consumption [W]	Power consumption [W]
				start of lifetime	end of lifetime	average
100	254	254	17960	136.0	142.3	139.2
95	237	251	17039	126.7	132.6	129.6
90	221	249	16141	118.2	123.6	120.9
85	206	246	15265	110.2	115.3	112.8
80	191	244	14357	102.3	106.9	104.6
75	177	241	13483	94.9	99.2	97.1
70	163	238	12588	87.7	91.5	89.6
65	149	234	11660	80.3	83.9	82.1
60	136	231	10773	73.7	76.8	75.2
55	123	227	9862	67.0	69.8	68.4
50	111	224	9002	60.8	63.4	62.1
45	98	219	8046	54.2	56.5	55.4
40	87	215	7214	48.7	50.7	49.7
35	75	209	6292	42.5	44.2	43.4
30	63	203	5350	36.5	37.9	37.2
25	52	196	4470	30.9	32.1	31.5
20	41	187	3571	25.5	26.4	26.0
15	30	176	2654	20.0	20.7	20.4
13	27	172	2401	18.5	19.1	18.8

Dimming levels table	environmental temperature: 5°C
-----------------------------	--------------------------------

Luminous flux %	Dimming level linear	Dimming level logarithmic	Luminous flux [lm]	Power consumption [W]	Power consumption [W]	Power consumption [W]
				start of lifetime	end of lifetime	average
100	254	254	18580	137.5	143.9	140.7
95	238	252	17649	128.6	134.7	131.6
90	223	249	16750	120.6	126.1	123.4
85	208	247	15823	112.6	117.8	115.2
80	193	244	14868	104.6	109.3	107.0
75	179	241	13953	97.2	101.5	99.4
70	165	238	13021	89.8	93.7	91.8
65	151	235	12059	82.4	86.1	84.2
60	138	232	11141	75.6	79.0	77.3
55	125	228	10204	68.9	71.9	70.4
50	113	224	9318	62.7	65.3	64.0
45	100	220	8341	56.0	58.3	57.2
40	88	215	7412	49.9	51.9	50.9
35	76	210	6471	43.6	45.4	44.5
30	65	204	5591	38.0	39.5	38.8
25	53	197	4615	31.9	33.1	32.5
20	42	188	3702	26.4	27.4	26.9
15	31	177	2773	20.9	21.5	21.2
13	27	172	2431	18.8	19.5	19.2

Photometric test report

Family Streetlight 21 midi LED	Order number: 5XE3V33S08MB EAN: 4069025163844	LP number 59539_246
--	--	--------------------------------------

Dimming levels table	environmental temperature: 15°C	siteco
-----------------------------	---------------------------------	---------------

Luminous flux %	Dimming level linear	Dimming level logarithmic	Luminous flux [lm]	Power consumption [W]	Power consumption [W]	Power consumption [W]
				start of lifetime	end of lifetime	average
100	254	254	18290	136.7	143.1	139.9
95	238	252	17390	127.9	133.9	130.9
90	222	249	16460	119.4	124.9	122.2
85	207	247	15558	111.3	116.5	113.9
80	192	244	14625	103.4	108.1	105.8
75	178	241	13730	96.0	100.3	98.2
70	164	238	12815	88.7	92.6	90.6
65	150	235	11870	81.4	85.0	83.2
60	137	231	10965	74.6	77.9	76.2
55	124	228	10041	67.9	70.8	69.4
50	112	224	9167	61.7	64.4	63.0
45	99	219	8199	55.1	57.4	56.2
40	87	215	7280	49.0	51.0	50.0
35	76	210	6425	43.3	45.1	44.2
30	64	204	5474	37.2	38.7	38.0
25	53	197	4587	31.7	32.9	32.3
20	42	188	3681	26.2	27.1	26.6
15	31	177	2757	20.7	21.3	21.0
13	27	172	2418	18.7	19.3	19.0

Photometric test report

Family Streetlight 21 midi LED	Order number: 5XE3V33S08MB EAN: 4069025163844	LP number 59539_246
--	--	--------------------------------------

Luminousfluxs table **siteco**

Temperature °C	Luminous flux lm	Power consumption W
25.0	17960.0	136.0
5.0	18580.0	137.5
15.0	18290.0	136.7