
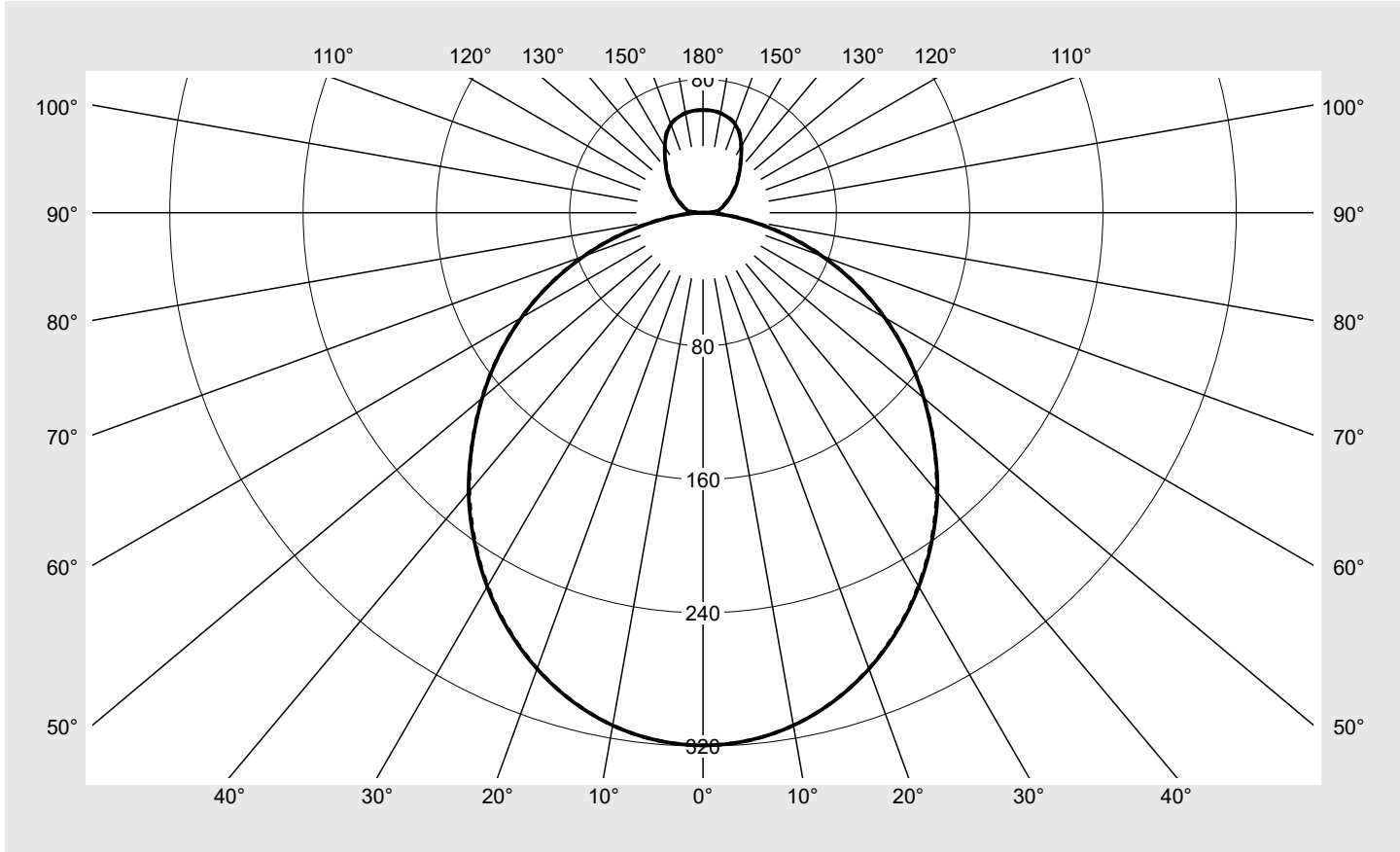


Photometric test report

Family Round 21 M	Order number: 51MR36GM8321W EAN: 4058352881705	LP number 59513_8
	Version Suspended luminaire, cover, opal, PMMA, symmetric extremely wide distribution, direct-/indirect distribution, aluminium housing, white	serial documentation 31.07.2024
	Lamps LED 3000 K CRI ≥ 80	Controlgear ECG Multilumen
Rated values	Net luminous flux = 8610 lm Power consumption = 62.3 W Luminous efficacy = 138.2 lm/W	

Luminous intensity in cd/klm C180-0 C270-90 **Imax: 320 cd/klm**



Classifications	
DIN 5040	B 4 3
CIE	N1=49 N2=80 N3=96 N4=85 N5=100

Luminaire light output ratios	
η_{LB}	100.0%
ϕ_u	85.0%
ϕ_o	15.0%

Measurement conditions
 DIN EN 13032 and DIN 5032

Photometric test report

Family Round 21 M	Order number: 51MR36GM8321W EAN: 4058352881705	LP number 59513_8
Table of values for luminous intensities		Maximum luminous intensity
		siteco

C-planes γ	0° 180°	15°	30°	45°	60°	75°	90° 270°	Phi-zone	Total Phi-zone
		165° 195° 345°	150° 210° 330°	135° 225° 315°	120° 240° 300°	105° 255° 285°			
Luminous intensity in cd/klm								Luminous flux in lm/klm	
0°	319.5	319.5	319.5	319.5	319.5	319.5	319.5	1.9	1.9
5°	317.7	317.8	317.8	317.7	317.7	317.7	317.7	15.2	17.1
10°	312.3	312.3	312.3	312.2	312.2	312.2	312.2	29.7	46.8
15°	303.3	303.5	303.4	303.3	303.3	303.3	303.2	43.0	89.8
20°	291.2	291.3	291.2	291.2	291.0	291.0	291.0	54.6	144.4
25°	276.2	276.6	276.2	276.3	275.9	276.0	275.9	64.0	208.4
30°	259.0	259.3	259.0	258.9	258.6	258.6	258.5	70.9	279.4
35°	239.6	240.1	239.7	239.7	239.3	239.3	239.1	75.3	354.7
40°	218.9	219.3	218.8	219.0	218.3	218.8	218.1	77.1	431.8
45°	195.8	197.7	196.8	197.2	196.3	196.9	196.0	76.3	508.0
50°	172.9	174.9	174.1	174.4	173.6	174.1	173.3	73.1	581.1
55°	149.7	151.6	150.7	151.3	150.2	150.8	150.0	67.7	648.8
60°	125.8	127.7	126.8	127.4	126.3	126.7	126.1	60.2	709.0
65°	101.1	103.0	102.1	102.9	101.7	102.5	101.5	50.8	759.8
70°	75.9	78.1	77.0	77.8	76.7	77.7	76.5	39.8	799.6
75°	51.2	53.2	52.4	53.1	52.2	53.0	52.1	27.8	827.4
80°	28.4	30.2	29.8	30.3	29.8	30.0	29.7	16.1	843.5
85°	10.5	12.5	12.3	12.9	12.5	12.4	12.2	6.7	850.3
90°	0.0	0.0	0.0	0.0	0.0	0.0	0.0	0.0	850.3
95°	7.6	7.9	7.6	7.8	7.5	7.5	7.0	4.2	854.4
100°	9.9	10.0	10.0	10.0	9.8	9.8	9.4	5.3	859.7
105°	11.7	11.8	11.8	11.8	11.7	11.7	11.2	6.2	865.9
110°	13.7	13.9	13.9	13.9	13.9	13.7	13.2	7.1	873.1
115°	16.1	16.4	16.4	16.4	16.2	16.1	15.7	8.1	881.1
120°	18.9	19.1	19.2	19.4	19.0	18.9	18.6	9.0	890.2
125°	22.3	22.4	22.3	22.6	22.2	22.1	21.9	10.0	900.2
130°	26.1	26.1	26.0	26.2	25.8	25.9	25.5	10.9	911.1
135°	30.0	30.1	30.1	30.1	30.0	30.0	29.5	11.6	922.7
140°	34.5	34.5	34.7	34.6	34.7	34.6	34.1	12.2	934.9
145°	39.8	39.6	39.8	39.8	39.7	39.7	39.5	12.5	947.4
150°	45.9	45.3	45.7	45.5	46.0	45.9	45.8	12.5	959.9
155°	51.8	51.9	51.7	52.5	52.1	52.4	52.3	12.1	972.0
160°	56.4	56.5	56.5	56.6	56.5	56.5	56.6	10.6	982.6
165°	59.0	59.0	59.0	59.0	59.1	59.1	59.2	8.4	990.9
170°	60.6	60.5	60.6	60.6	60.7	60.7	60.8	5.8	996.7
175°	61.5	61.3	61.3	61.4	61.4	61.4	61.4	2.9	999.6
180°	61.5	61.5	61.5	61.5	61.5	61.5	61.5	0.4	1000.0

Photometric test report

Family Round 21 M	Order number: 51MR36GM8321W EAN: 4058352881705	LP number 59513_8
----------------------	---	----------------------

UGR-Table	Standard room	siteco								
-----------	---------------	--------	--	--	--	--	--	--	--	--

Reflection factor of ceiling	0.7	0.7	0.5	0.5	0.3	0.7	0.7	0.5	0.5	0.3	
Reflection factor of walls	0.5	0.3	0.5	0.3	0.3	0.5	0.3	0.5	0.3	0.3	
Reflection factor of floor	0.2	0.2	0.2	0.2	0.2	0.2	0.2	0.2	0.2	0.2	
Room dimensions	View crosswise (C0)					View endwise (C90)					
x	y										
2H	2H	18.8	20.2	19.4	20.8	21.4	18.8	20.2	19.3	20.7	21.3
	3H	20.3	21.5	20.9	22.1	22.8	20.3	21.5	20.8	22.1	22.7
	4H	20.9	22.1	21.5	22.6	23.3	20.9	22.0	21.5	22.6	23.3
	6H	21.3	22.4	21.9	23.0	23.7	21.3	22.4	21.9	23.0	23.7
	8H	21.4	22.4	22.0	23.0	23.7	21.4	22.4	22.0	23.0	23.7
	12H	21.4	22.4	22.1	23.0	23.7	21.5	22.4	22.1	23.1	23.8
4H	2H	19.5	20.7	20.1	21.2	21.9	19.5	20.6	20.1	21.2	21.9
	3H	21.2	22.1	21.8	22.8	23.5	21.1	22.1	21.8	22.8	23.5
	4H	21.8	22.7	22.5	23.4	24.1	21.8	22.7	22.5	23.4	24.1
	6H	22.4	23.1	23.0	23.8	24.5	22.4	23.1	23.0	23.8	24.5
	8H	22.5	23.2	23.1	23.8	24.6	22.5	23.2	23.1	23.8	24.6
	12H	22.6	23.2	23.3	23.9	24.7	22.6	23.3	23.3	23.9	24.7
8H	4H	22.1	22.8	22.8	23.5	24.2	22.1	22.8	22.8	23.5	24.2
	6H	22.7	23.2	23.4	23.9	24.7	22.7	23.2	23.4	23.9	24.7
	8H	22.9	23.4	23.6	24.1	24.9	22.9	23.4	23.6	24.1	24.9
	12H	23.1	23.5	23.8	24.2	25.1	23.1	23.6	23.8	24.3	25.1
12H	4H	22.2	22.8	22.8	23.5	24.3	22.2	22.8	22.8	23.5	24.2
	6H	22.8	23.3	23.5	24.0	24.8	22.8	23.3	23.5	24.0	24.8
	8H	23.0	23.5	23.7	24.2	25.0	23.0	23.5	23.8	24.2	25.0

Luminance table	Max. for $\gamma \geq 65^\circ$	Photometric dimensions in mm: D = 590						
-----------------	---------------------------------	---------------------------------------	--	--	--	--	--	--

C-planes	γ	0° 180°	15°	30°	45°	60°	75°	90° 270°
			165° 195° 345°	150° 210° 330°	135° 225° 315°	120° 240° 300°	105° 255° 285°	
Luminance in cd/m ²								
45°		8721.8	8804.1	8765.6	8783.0	8741.5	8770.8	8728.7
50°		8472.9	8569.9	8528.1	8545.3	8502.9	8531.5	8488.6
55°		8221.9	8325.7	8275.3	8306.1	8248.9	8277.5	8233.4
60°		7925.7	8043.2	7984.0	8024.3	7953.7	7977.3	7939.7
65°		7534.7	7678.3	7606.6	7669.3	7577.4	7637.0	7563.0
70°		6988.7	7194.0	7088.0	7165.2	7058.5	7152.4	7044.9
75°		6231.4	6472.8	6374.8	6458.1	6353.1	6450.5	6343.5
80°		5149.0	5481.8	5406.3	5489.0	5399.4	5444.9	5377.8
85°		3800.5	4505.2	4442.6	4669.9	4499.7	4482.8	4416.6

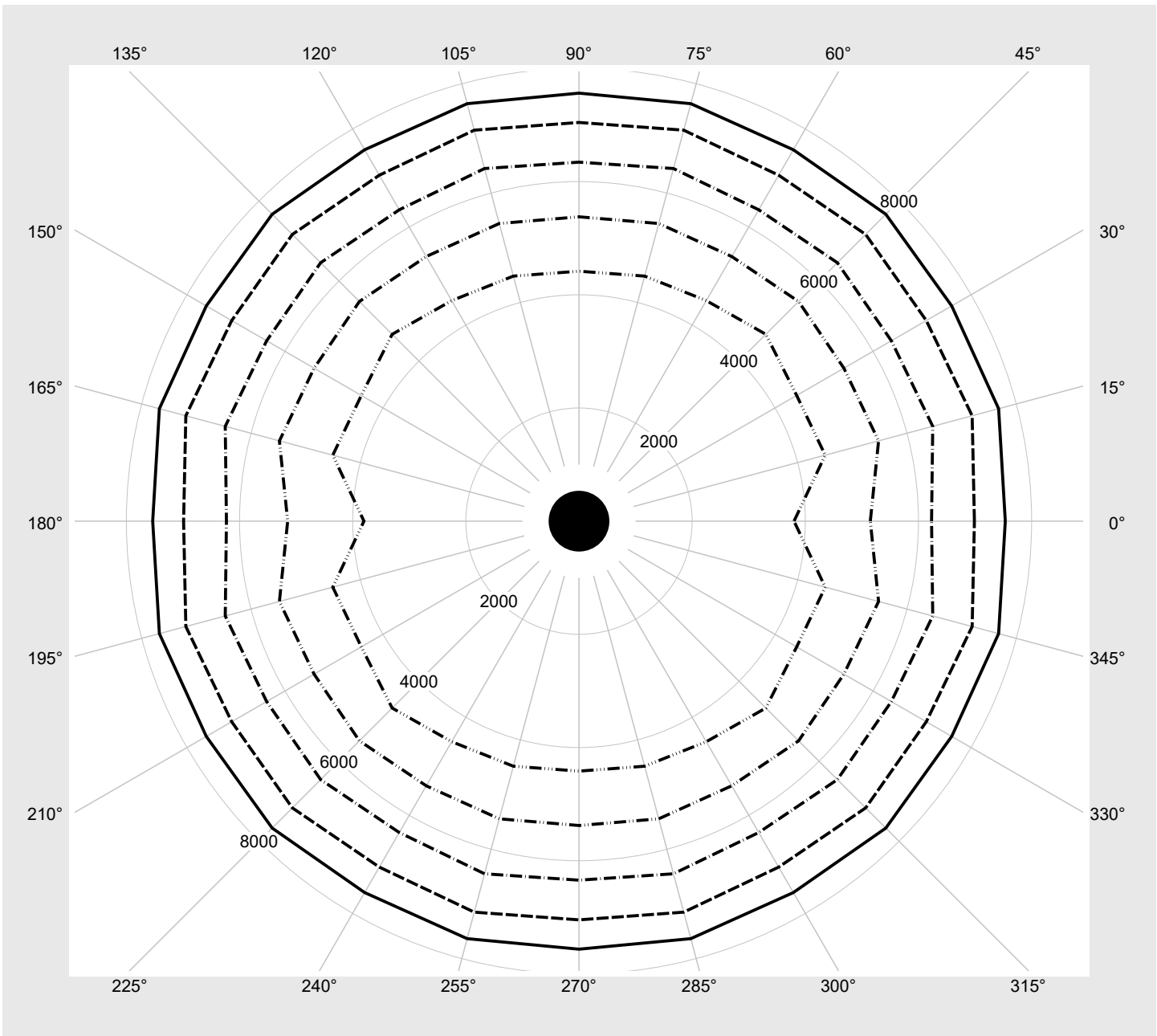
Photometric test report

Family Round 21 M	Order number: 51MR36GM8321W EAN: 4058352881705	LP number 59513_8
-----------------------------	---	-----------------------------

Luminance values in cd/m²

γ 65°
 γ 70°
 γ 75°
 γ 80°
 γ 85°

siteco



Photometric test report

Family Round 21 M	Order number: 51MR36GM8321W EAN: 4058352881705	LP number 59513_8
-----------------------------	---	-----------------------------

Multilumen Table	environmental temperature: 25°C	siteco
-------------------------	---------------------------------	---------------

DIP-Step	Switch Setting				Luminous flux [lm]	Power consumption [W]
	1	2	3	4		
15	ON	ON	ON	ON	8610	62.3
14	ON	ON	ON	OFF	8300	60.0
13	ON	ON	OFF	ON	8000	57.7
12	ON	ON	OFF	OFF	7700	55.4
11	ON	OFF	ON	ON	7400	53.0
10	ON	OFF	ON	OFF	7140	51.0
9	ON	OFF	OFF	ON	6830	48.7
8	ON	OFF	OFF	OFF	6530	46.4
7	OFF	ON	ON	ON	6220	44.1
6	OFF	ON	ON	OFF	5910	41.8
5	OFF	ON	OFF	ON	5610	39.5
4	OFF	ON	OFF	OFF	5330	37.4
3	OFF	OFF	ON	ON	5020	35.2
2	OFF	OFF	ON	OFF	4710	32.9
1	OFF	OFF	OFF	ON	4400	30.6
0	OFF	OFF	OFF	OFF	4090	28.5